

PREMIUM ACCESSORIES FOR LEISURE VEHICLES



BRANDS WITH HIGH STANDARDS



AL-KO is not only a household name for camping fans in the leisure vehicle sector: with ingenious lightweight chassis, body components and individual accessories, AL-KO guarantees safe driving and joy on journeys. AL-KO supplies the vehicle components and accessories – the best basis for your trip.



E&P Hydraulics develops, produces and markets hydraulic levelling systems for motorhomes, caravans and commercial vehicles. Our priority is on quality, reliability, durability and outstanding performance. The high-precision technology allows an appropriate solution to be found for practically any leisure vehicle.



The name Sawiko is well-known in the motorhome market.

It stands for expertise, a high level of innovation, premium service and mobility for virtually every motorhome and/or every lightweight commercial vehicle. The specialist in towbars and carrier systems for carrying bicycles, scooters, motorcycles, etc. delivers quality products that are produced in Germany as far as possible. "Made in Germany" at its best.



YOUR LEISURE VEHICLE IN GOOD HANDS

Advice and installation in your specialist workshop or in one of our customer centres



RETAILERS YOU CAN TRUST – THROUGHOUT GERMANY!

Are you looking for competent service for your motorhome or caravan in your area?

You can find our Germany-wide retailer network at www.alko-tech.com/en/Service/Find-a-retailer

CUSTOMER CENTRE SOUTH



ALOIS KOBER GMBH

Bahnhofstraße 40
89359 Kötz, Germany

Workshop contact

Tel.: 0800 - 25 56 000 (free of charge)

Tel.: 49 8221 - 97 92 61 (abroad)

E-mail: info@alko-tech.com

Workshop opening hours

Mon – Thurs: 8:00 a.m. – 4:30 p.m.

Friday: 8:00 a.m. – 1:30 p.m.

(thereafter, appointment by arrangement)

CUSTOMER CENTRE NORTH



ALOIS KOBER GMBH

SAWIKO Branch

Ringstraße 3

49434 Neuenkirchen-Vörden

Tel.: +49 5493 - 99 22 0

E-mail: info@sawiko.de

Opening hours:

Mon – Fri: 8.00 a.m. – 5.00 p.m.

CUSTOMER CENTRE WEST



ALOIS KOBER GMBH

E&P Branch

Daimlerstraße 8

50189 Elsdorf

Tel.: +49 2274 - 700 397

E-mail: info@ep-hydraulics.de

Opening hours:

Mon – Fri: 8.00 a.m. – 12.00 p.m.

1.00 p.m. – 5.00 p.m.

CONTENTS

INFORMATION

Know-how, D value, X dimension and payload	06 - 07
Purchase advice.....	08 - 09
Your enquiry.....	10 - 11
Payload increases for caravans.....	108 - 109

TOWBARS

Towbar overview / Towbar- vans / MT 005 / MT 054.....	14 - 15
Standard and heavy duty couplings	16 - 17

CARRIER SYSTEMS

Overview of carrier systems	20 - 21
Chassis extensions / reinforcement kits / chassis brackets	22 - 23

Motorhomes	
VELO III.....	24 - 25
BASIC	26 - 27
MIKRO II	28 - 29
LIGERO III	30 - 31
VARIO	32 - 33
VARIO LIGHT / LIGERO II LIGHT	34 - 35

Vans	
TRIGO-VAN.....	38 - 39
AGITO TOP	40 - 41
AGITO 120/150	42 - 43
KAWA II / KAWA LIGHT.....	44 - 45
AGITO VAN.....	46 - 47

REAR GARAGE SYSTEMS

TRINEO - Garage loader.....	50 - 51
Electric rear garage pull-in for motorbikes	52 - 53

ACCESSORIES

Motorbike loading aid - individual components	56 - 57
BIKEY - tarpaulin box.....	58 - 59
Transport platform / motorcycle rack model 3000	60 - 61
Load safety	62 - 63
Securing and fastening	64 - 67
Lamp brackets and spare parts / spare wheel bracket.....	68 - 69

CHASSIS COMPONENTS

AL-KO Air - Plus additional air suspension	72 - 73
AL-KO AIR Premium X2 full air suspension.....	74 - 75
AL-KO AIR Premium X4 full air suspension.....	76 - 77
ACS front axle strut for motorhomes and vans.....	78 - 79
VB full air suspension 4C system for AL-KO chassis / coil springs front axle	80 - 81

SUPPORT SYSTEMS

AL-KO HY4 - hydraulic levelling support system.....	84 - 85
HY4 weighing function / AL-KO HY2 – hydraulic levelling support system	86 - 87
E&P – levelM hydraulic levelling support system for motorhomes	88 - 89
AL-KO Click-Fix steady legs / MOCA – supports	90 - 91
AREX Light II plastic supports	92 - 93

CARAVAN ACCESSORIES

ATC – Trailer Control	96 - 97
AAA Premium Brake	98 - 99
AMS Mammut manoeuvring system	100 - 101
Ranger manoeuvring system.....	102 - 103
UP4 electronic support system	104 - 105
E&P – levelC hydraulic levelling support system for caravans.....	106 - 107

TRAILERS

Wheely / Wheely Duo.....	112 - 113
Motorbike loading aid for Wheely / Wheely Duo	114 - 115
Overview of accessories and conversion kits	116 - 117
TRAIGO 500 – light and compact	118 - 119



Selected accessories for self-installation in the **AL-KO SHOP**

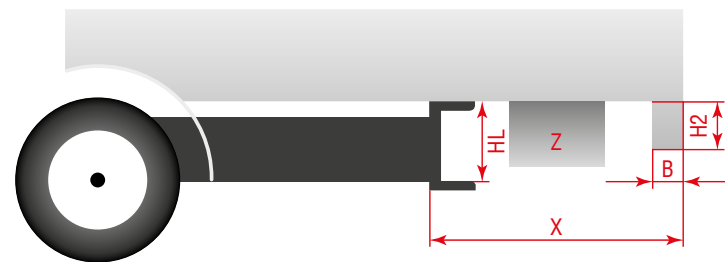
KNOW-HOW

THE X DIMENSION

The X dimension indicates the overhang of the camper body over the standard chassis.

When ordering, please state the dimensions entered in the drawing if your vehicle is not listed in our database.
(If in doubt, ask us.)

If a tank, storage compartment or similar is fitted to your vehicle in the area labelled "Z", please request a separate dimension sheet by telephone.



THE D VALUE

The D value is an indication of the strength of a towbar. It is calculated according to the following formula:

Where **G(K)** is the gross weight of the towing vehicle in tonnes (t) and **G(A)** is the gross weight of the trailer, also in tonnes.

For example, a Fiat Ducato with 3.5 t gross weight and towable load of 2 t requires a hitch with a minimum D value of:

$$D = \frac{G(K) \times G(A)}{G(K) + (A)} \times 9.81$$

$$D = \frac{3.5 \times 2.0}{3.5 + 2.0} \times 9.81$$

$$= \underline{\underline{12.50 \text{ kN}}}$$

However, the actual permissible towable load is based on the value stated in section 28 or O1 of the vehicle registration documents (see p. 11). **Of all the given values, the weakest value is always decisive for approval.**

HOW MUCH PAYLOAD IS PERMITTED?

The permissible load of a motorbike carrier on a camper depends on the permissible rear axle load of the vehicle and the technically permissible load of the carrier. Also important are the detailed weights that the body manufacturer individually approves for their vehicles. There are different chassis and frame extensions here, which have different load capacities. The following formula can be used to calculate the possible payload:

F(L) = permissible cargo mass

F(HA) = difference between permissible (from vehicle registration document) and real/weighed

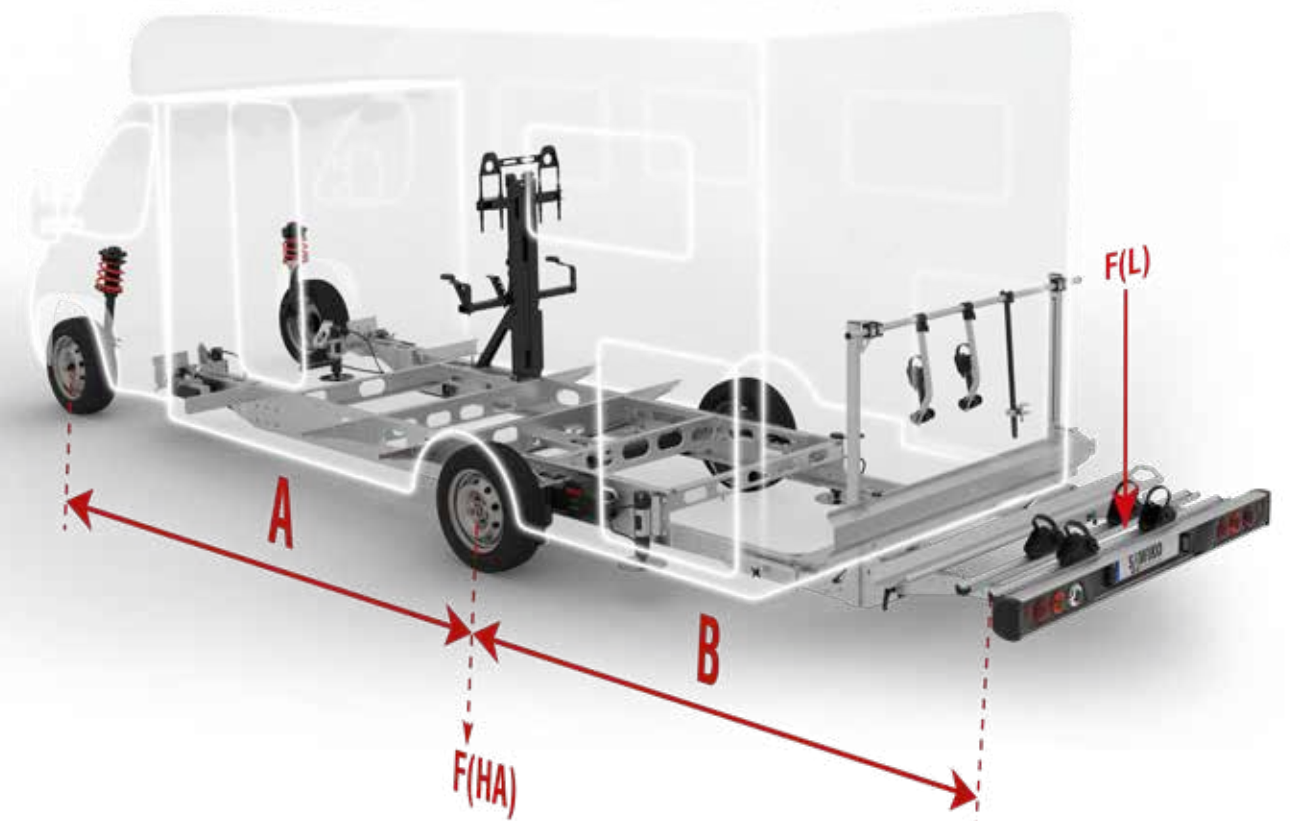
rear axle load

A = Wheelbase

B = Effective lever arm of the cargo mass (for rough calculation purposes, it can be assumed that the load's centre of gravity is approx. 350 mm behind the end of the vehicle).

$$F(L) = \frac{F(HA) \times A}{A + B}$$

If you require a higher load than that calculated, it may be possible to increase the axle load by means of a payload increase.



PURCHASE ADVICE

RETROFITTING A TOWBAR?

Due to our experience and know-how, we are able to offer you hitch-
es for most European vehicles. Other vehicles can be customised by
us or our service partners.

Please observe or check the permissible towable loads of your vehi-
cle (vehicle documents, COC papers). Alternatively, if the vehicle is
not included in the papers, a solution can certainly be found in con-
sultation with the TÜV.



WHICH CARRIER SYSTEM? WHAT LOAD CAPACITY?

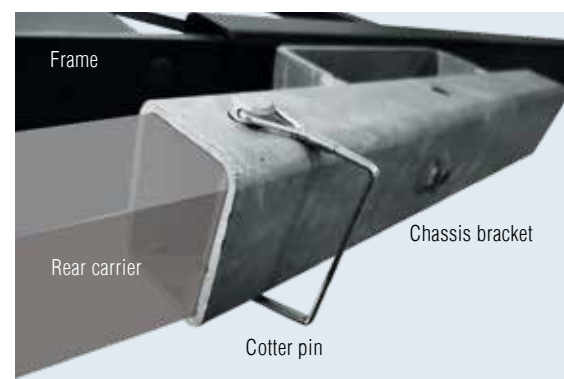
When it comes to campers, there are many factors to consider in or-
der to be able to assess what can be "carried" by the vehicle. Among
other things, the general vehicle data such as rear axle load and
gross weight must be taken into account to determine the payload
capacity. It is also important to clarify the load-bearing capacity of
the motorhome chassis and its possible chassis extension.

**The max. payload on the vehicle depends on the vehicle
manufacturer/model. To avoid damage to the vehicle, it is
essential to observe the max. permissible payload in con-
nection with your vehicle.**

**In some cases, load-carriers on the vehicles are not ap-
proved by the body manufacturer.**

HOW IS THE CARRIER REMOVED?

Simply loosen the clamping screws and locking pins on the chassis
brackets. You do not need any tools.

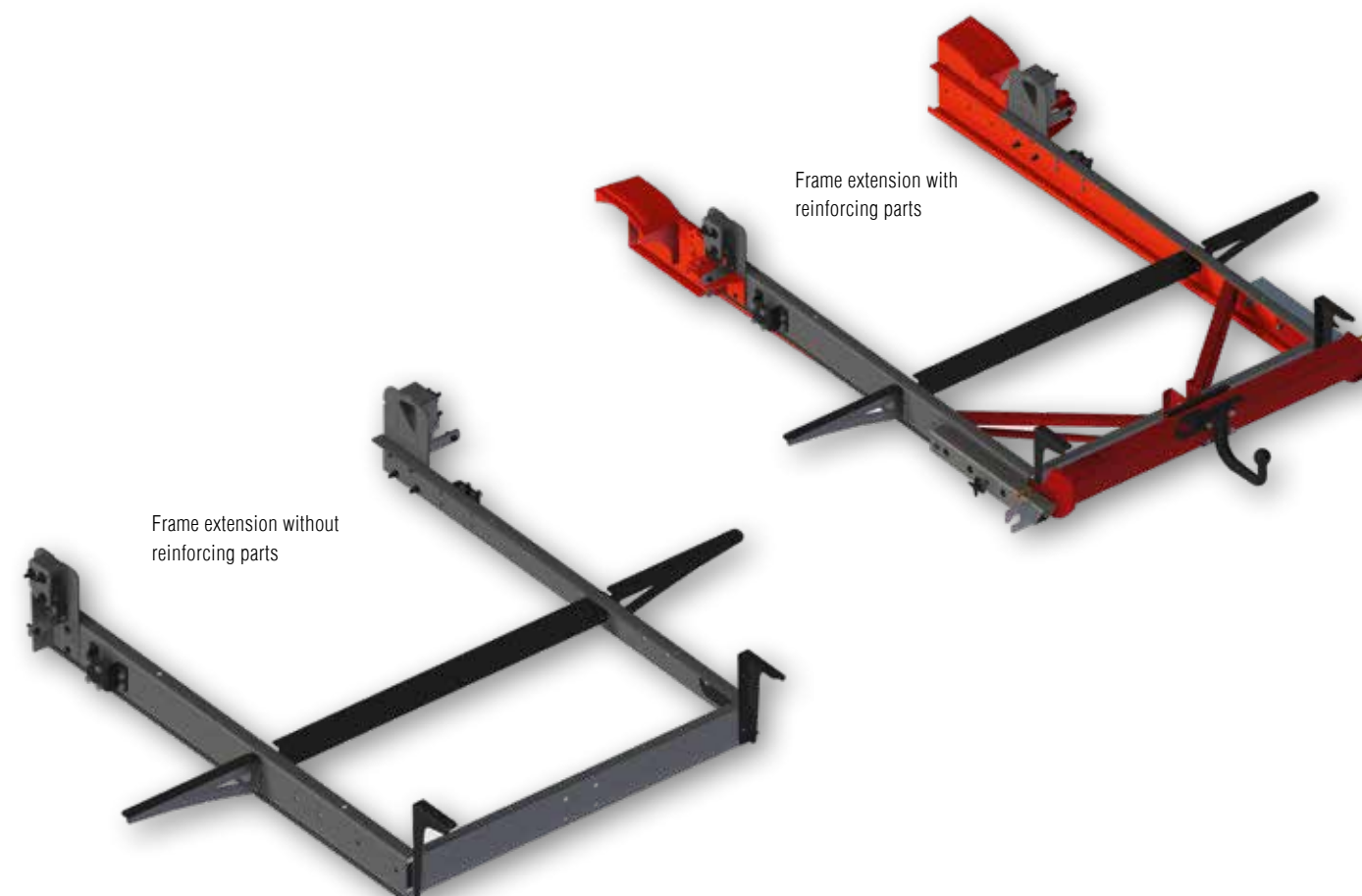


WHAT ARE REINFORCEMENT PARTS?

In many cases an original chassis (e. g. from Fiat/Mercedes/etc.) is too short
to build a motorhome. A frame extension is therefore required in the majority of
cases. It supports the rear garage or the entire rear area of the vehicle.

Since a rear garage with, for example, a 150 kg payload has significantly lower
forces than a 2,000 kg towbar or an additional load-carrier, the frame extension
must be reinforced with EC-tested components to create a stable connection.

For the installation of a towbar or a load-carrier, the reinforcement of the frame
extension with corresponding components is mandatory.



OTHER HELPFUL POINTS

- | A towbar and load carrier can be combined (they cannot be used
the same time)
- | Load-carriers can still be used when changing vehicles.
Only the vehicle-specific mounts are required.
- | The electrical cable set must always be ordered separately
(not necessary if the towbar is already present).

YOUR ENQUIRY



Vehicle data	Vehicle registration document up to 01.10.2005	Vehicle registration document as of 01.10.2005	Notes
Model and version	Number 3	D.1 / D.2	
Service	Number 7	P.2	Engine output in kW
Weights	Number 14 – Unladen weight, 15 – perm. gross weight, 16 – axle loads	G – Unladen weight, F.1 perm. gross weight 7.1/7.2 axle loads	Important for payload increases. If a value is deleted and replaced with a higher one, the load has already been uprated.
Tyres	Numbers 20-23	15.1 / 15.2	Often, several sizes are permitted. Please determine which tyre size is actually fitted.
Towable loads	Numbers 28 and 29	0.1 / 0.2	Even if no values are entered, a towbar can be installed. A payload increase almost always reduces the towable load.
Date of first approval	Number 32	B	The construction date may deviate from the initial registration date and lie considerably further in the past. The construction date can be found in the vehicle ownership title.
Remarks	Number 33	22	Entries regarding equipment parts such e.g. stationary heaters or additional springs, but also safety-relevant conditions, can be found here. Extensions, notes and limitations for the individual numbers can be found here in abbreviated form. For example, you can see whether your vehicle is equipped with a special chassis.

We only need a **few** details:

To enable us to process your enquiry regarding a towbar or a rear carrier system as quickly and correctly as possible without delay, your information must be complete. If any information is missing, we will contact you again to coordinate all technical details correctly.

1. Base vehicle:

E.g. Fiat Ducato X290
2. Motorhome manufacturer:

E.g. Dethleffs
3. Model/sales designation:

E.g. Advantage T6611
4. Year of manufacture:


E.g. January 2010
5. Chassis number:

(Helpful in the case of AMC chassis)
6. Additional information:

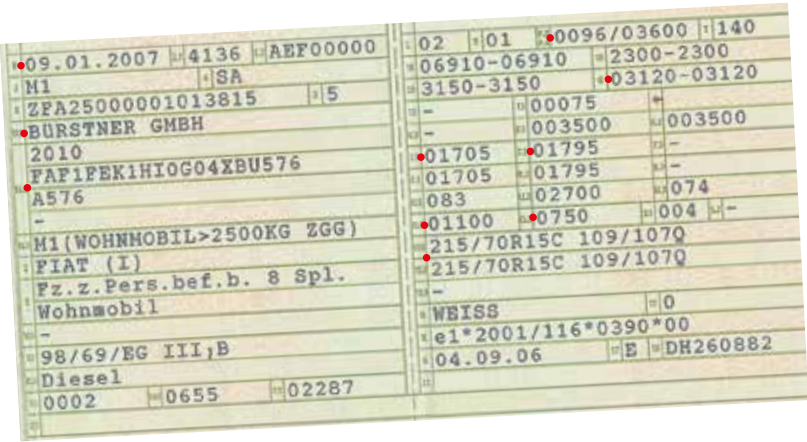
Each motorhome is a special motor vehicle. Thus, under certain circumstances, the above data may not be sufficient. Make sure and contact our technical department. We have special dimension sheets available for you. If a frame extension is fitted, you can also email us a photo of it.

THE VEHICLE OWNERSHIP TITLE

While the vehicle registration document only describes the current technical status, the vehicle ownership title also documents technical modifications in the past. If the original ownership title is involved, columns B and C on page 3 precisely state which test body undertook the technical modifications. This enables you to determine whether payload increases or frame changes were carried out previously, particularly for deregistered vehicles.



Vehicle ownership title up to 01.10.2005



Vehicle registration document as of 01.10.2005

TOWBARS



TOWBARS

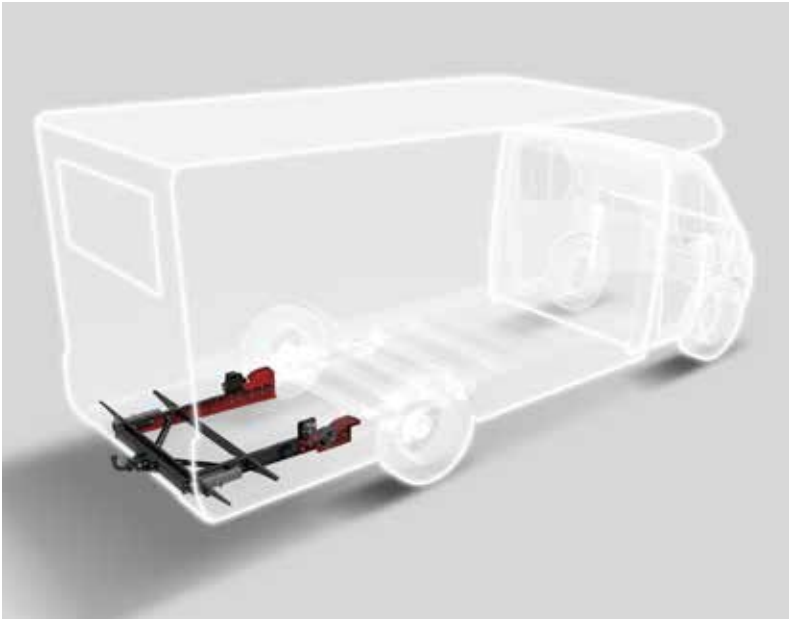
FOR THE MAJORITY OF EUROPEAN VEHICLES

THE RIGHT SOLUTION FOR YOU

Camper couplings are towbars for "special vehicles".

Our range now includes a large number of variants. From the compact towbar cross member incl. flange ball to variable designs or modular systems for load-bearing frame extensions.

But our experience and digital records of most European motorhomes and vans means that we are sure to have the correct solution for your vehicle.



Article description	Item no.
Towbar for Fiat Ducato X250/X290 vans	1620104
Removable towbar for Fiat Ducato X250/X290 vans	1620134
Towbar for AL-KO chassis or vehicles with a certified frame extension without reinforcing parts	Var.
Towbar for series chassis with certified frame extension incl. necessary reinforcing parts	Var.
Standard towbar for series chassis with overhangs for which no or a non-load-bearing frame extension is mounted	Var.
Heavy load towbar for series chassis with certified frame extension for which towable loads of more than 2000 kg are required	Var.
Heavy load towbar for series chassis with overhangs for which no or a non-load-bearing frame extension is mounted and a towable load of more than 2000 kg is required	Var.
Towbar with removable and lockable ball head. Suitable for original AL-KO high or low frame chassis with rear lowering	Var.
Towbar suitable for original AL-KO high or low frame chassis with rear lowering	Var.
Reinforcement kits - AL-KO chassis from 2013 (necessary with towbar + load-carrier retrofitting)	Item no.
Dethleffs	Var.
LMC	Var.
Hymer	Var.
Carthago	Var.
Electrical cable sets	Item no.
13-pin electrical cable set for vehicles with mechanical turn signal relay*	Var.
13-pin electrical cable set for vehicles with electronic turn signal controller*	Var.
13-pin electrical cable set for vehicles with CAN databus interface and similar*	Var.
FIAT van electric cable	1628321
* Note: Contact assignment with 13-pin socket from pin 1 - 8.	



TOWBARS FOR VANS

For FIAT Ducato X250/X290 in rigid and removable versions. Mounting elements for load-carriers can be retrofitted without any problems. Other vehicles upon request.



Chassis brackets for carriers

FIAT van e-kit
1628321

REMOVABLE VERSION

Coordinated with chassis brackets for carriers.
1620134

D value = **16.91 kN**
Nose load = **150 kg**



RIGID VERSION

Coordinated with chassis brackets for carriers.
1620104

D value = **16.91 kN**
Nose load = **150 kg**



MT054

With removable and lockable ball head. Suitable for AL-KO high and low frame chassis with or without rear lowering. Also available as a rigid version.

Type **MT054**
D value = **14.1 kN**
Nose load = **150 kg**



MT 054 ball heads, removable and lockable

TOWBAR MT005

This version is suitable for all AL-KO chassis as well as vehicles with AL-KO and other load-bearing frame extensions. Also available for vehicles without a load-bearing frame extension. A reinforcement kit is required here.

D value = **12.5 kN**
Nose load = **75 kg**



Towable load

Please observe or check the permissible towable loads for your vehicle (vehicle documents 0.1/0.2, COC documents). Alternatively, if the vehicle is not included in the papers, a solution can certainly be found in consultation with the TÜV.



Breakaway cable clip

We recommend fastening the breakaway cable to a component connected firmly to the vehicle. There are clear regulations for this in the Netherlands, Austria



For e.g. towbar MT026, MT005
1623168

E.g. for towbar MT052 1881146

Socket holders



With breakaway cable clip, e.g. for towbar MT052
1881218

Universal
1880009



TOWBARS

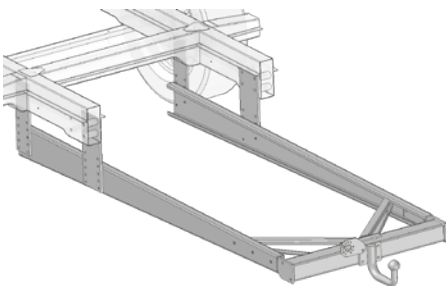
FOR THE MAJORITY OF EUROPEAN VEHICLES

STANDARD TOWBARS

These versions can be used as a standard hitch for all vehicles without a frame extension or for non-load-bearing frame extensions. The chassis brackets for carrier systems on the hitches can be retrofitted at any time without problem.



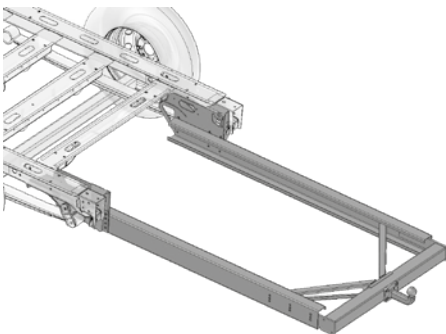
Type **MT017**
D value = **12.5 kN**
Nose load = **80 kg**




Chassis bracket for carrier system



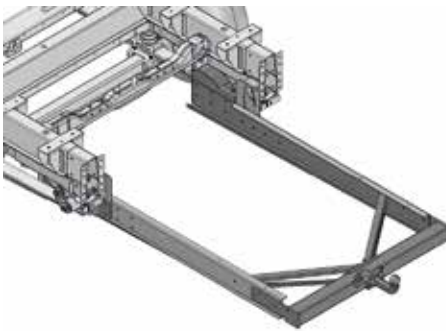
Type **MT026**
D value = **12.5 kN**
Nose load = **150 kg**



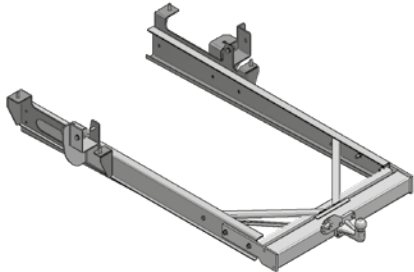
Type **MT042**
D value = **7.7 kN**
Nose load = **150 kg**



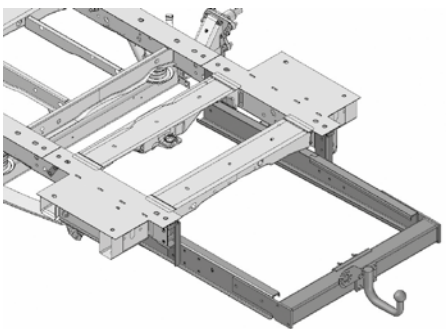
Type **MT030**
D value = **12.5 kN**
Nose load = **150 kg**



Type **MT047**
D value = **12.5 kN**
Nose load = **80 kg**



Type **MT041**
D value = **7.7 kN**
Nose load = **90 kg**




Type **MT053**
D value = **12.5 kN**
Nose load = **80 kg**

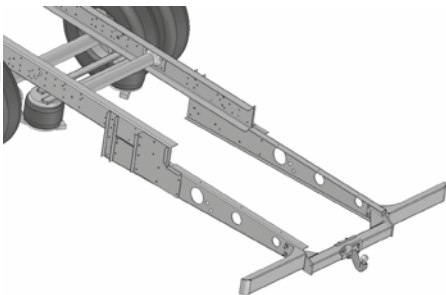


HEAVY DUTY COUPLINGS

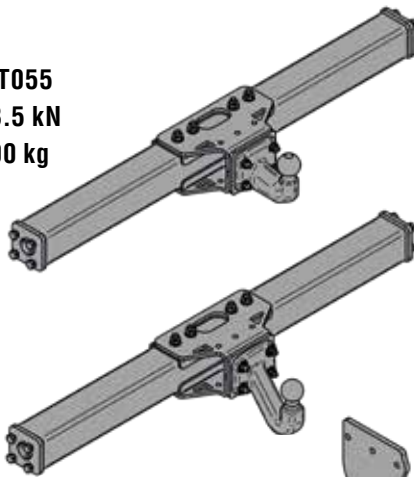
Heavy duty couplings in straight or suspended form can only be used for vehicles with high towable loads. Special constructions mounted by SAWIKO.



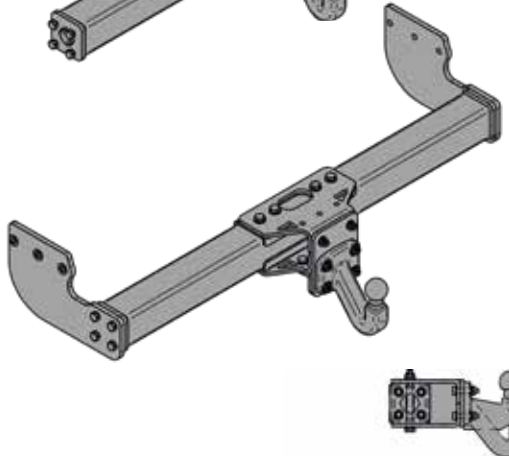
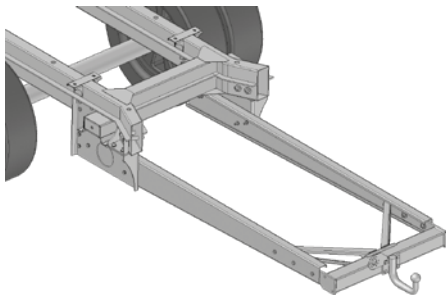
Type **MT015**
D value = **19.62 kN**
Nose load = **75 kg**



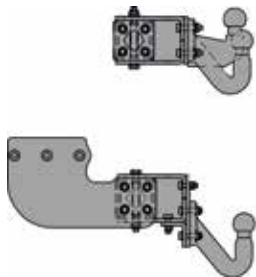

Type **MT055**
D value = **23.5 kN**
Nose load = **200 kg**



Type **MT028**
D value = **14 kN**
Nose load = **80 kg**



Type **MT051**
D value = **23.41 kN**
Nose load = **150 kg**



Towable load

Please observe or check the permissible towable loads for your vehicle (vehicle documents 0.1/0.2, COC documents). Alternatively, if the vehicle is not included in the papers, a solution can certainly be found in consultation with the TÜV.



CARRIER SYSTEMS FOR MOTORHOMES



CARRIER SYSTEMS

TAILORED TO YOUR NEEDS



ALWAYS THE PERFECT CARRIER SOLUTION

With our many years of experience, we always offer you the best possible solutions for your motorhome and van. Extensive further development has taken place during this time. The vehicles are increasingly being designed and manufactured for optimised weight. Bicycles, e-bikes and scooters have also changed. To meet all of these needs, we have continuously optimised our rear carrier systems to adapt them to new requirements.

Due to the high number of vehicle variants, determining a clear price structure for our customers has not always been easy in the past. Some motorhomes already have everything on board, as a load-bearing frame or towbar is already fitted in the factory. Conversely, other chassis still require specific brackets or even re-

inforced frame extensions in the rear connection area so that a rear carrier or towbar can be attached.


As the customer, you only pay for exactly what you need for your vehicle. We are happy to advise you and show you the options available for implementation on your vehicle.

OVERVIEW OF REAR CARRIER SYSTEMS

Motorhomes	Page	Payload in kg "up to"	Special features	Conversion kits			
				Bicycles max.	E-bike max.	Scooter	Scooter + bicycles
VELO III	24 - 25	80	Folding platform	3	2	-	-
BASIC	26 - 27	100		4	4	1	max. 1 + 1
MIKRO II	28 - 29	120	Variable loading depth optional	4	4	1	max. 1 + 1
LIGERO III	30 - 31	150	Variable loading depth as standard	4	4	1	max. 1 + 2
VARIO	32 - 33	150	Folding platform	4	4	1	max. 1 + 2
VARIO LIGHT	34	150	Folding platform	4	4	1	max. 1 + 2
LIGERO III LIGHT	35	150	Variable loading depth as standard	4	4	1	max. 1 + 2
Vans							
TRIGO-VAN	38 - 39	80	Pivoting and folding transport platform – free access to the rear. Existing towbar can be used with folded-up transport platform	3	3	-	-
AGITO Top	40 - 41	80	Folding transport platform, pivoting carrier – free access to the rear	3	2	-	-
AGITO 120/150	42 - 43	120	Pivoting carrier – free access to the rear	4	-	1	-
KAWA II / KAWA Light	44 - 45	150	KAWA II – Carrier with closed platform	3	-	1	max. 1 + 1
AGITO VAN	46 - 47	60	Pivoting and folding transport platform – free access to the rear, can be extended to towbar	2	2	-	-

CARRIER SYSTEMS

CHASSIS EXTENSIONS



CHASSIS EXTENSIONS

Today, many vehicles are supplied without a base vehicle extension. The rear garages are therefore self-supporting and the vehicle weight can be reduced accordingly. In terms of retrofitting towbars and load carrier components, however, this represents a clear disadvantage. The chassis extensions and chassis reinforcements offered by SAWIKO enable you to find the optimal solution. Under certain circumstances, it may even be possible to increase the payload of the garage.

Vehicle	Year of	Item no.
Fiat Ducato 280 - 290	1986 - 1994	Var.
Fiat Ducato 230/244	1994 - 2006	Var.
Fiat Ducato 250/290	from 2006	Var.
Mercedes Sprinter with single tyres and identically designed VWs	from 2006	Var.
Mercedes Sprinter with double tyres and identically designed VWs	from 2006	Var.
Renault Master II	1997 - 2010	Var.
Renault Master III flat floor	from 2010	Var.
Renault Master III ladder frame/platform	from 2010	Var.
Ford Transit front and rear wheel drive	2000 - 2006	Var.
Ford Transit skeletal	2006 - 2014	Var.
Ford Transit V363	from 2014	Var.
Other extensions and reinforcements		Var.



Chassis extension Fiat Ducato X250/X290



Chassis extension Fiat Ducato X244



Chassis extension Mercedes Sprinter NCV3



Chassis extension Renault Master

REINFORCEMENT KITS/CHASSIS BRACKETS

REINFORCEMENT KITS

For all vehicles without AL-KO chassis that are already supplied with a factory-fitted SAWIKO chassis extension. When fitting a towbar or a load-carrier, special reinforcement kits are provided for extending the chassis.

1 Reinforcement kit Fiat Ducato X250/X290 for RA026



2 Reinforcement kit Fiat Ducato X250/X290 for RA030



3 Reinforcement kit Fiat Ducato X250/X290 for RA056



Reinforcement kits with existing chassis extension	Item no.
For RA026 Fiat Ducato X250/X290	1 Var.
For RA030 Fiat Ducato X250/X290	2 Var.
For RA056 Fiat Ducato X250/X290	3 Var.
For RA019 Fiat Ducato X250	Var.
For RA017 Fiat Ducato X244	Var.
For RA022 Ford	Var.

CHASSIS BRACKETS

Our specially manufactured chassis brackets serve as the connecting piece between the frame extension and rear carrier system. They are calibrated specifically for the vehicle and inserted. With the corresponding vehicle data, we can assign the right component to each motorhome. If you decide to purchase a new carrier system, the chassis brackets are already part of delivery and therefore not subject to additional charges.

Chassis brackets	Item no.
20R51	1884045
20A24 incl. adapter plate	1884011
20R46	1884043
20R21	1884030
20E44 for vans with towbar	1884015
20E45 for vans without towbar	1884016
Others on request.	

20A24



20R46



20R21



20E44 for vans with towbar



20E45 for vans without towbar



CONNECTION/GRID PLATES

If your rear skirt covers the installation position of the mounting elements, our connection plates offer a simple but elegant solution.

1620459



1620069



1623346



COTTER PINS / CLAMPING SCREWS

To secure your load-carrier to the chassis brackets, you will need two cotter pins and clamping screws. Of course, these components are included in the scope of delivery of each new carrier system.



1629345

CARRIER SYSTEMS

VELO III – PERFECT FOR E-BIKES



SAFE TRANSPORT

With its 80 kg payload and solid construction, the VELO III offers optimal prerequisites for transporting your e-bikes safely. Unlike rear wall carrier systems, our VELO III can cope with the weight of two e-bikes with ease.

EASIER LOADING

The VELO III carrier is attached directly to the motorhome frame. It is sturdily mounted, has a low loading height, a low tare weight and has a higher payload adapted to e-bicycles. The e-bikes stand steadily in the attached rails.



FOLDING FUNCTION

Folding up or down is incredibly easy. Loosen the levers on the light holder and the platform, fold them up and tighten them again. The VELO III can remain on the vehicle to save space.



PRACTICAL

The quick-release ratchets on the holding arms and bike rails are optimally adapted to e-bikes.



AT A GLANCE

- Load capacity: up to 80 kg*
- EC type approval available
- For 2 e-bikes or max. 3 bicycles
- Folding platform
- Bicycle rails and holding arms with quick-release fastener
- Fully aluminium
- Can be removed without the need for tools
- Incl. standard chassis brackets
- Dimensions:
 - Width 1980 mm
 - Carrier length 875 mm
 - Loading depth 500 mm



1884915 VELO III bicycle cover
(more info on p.70)

Article description	Weight in kg*	Item no.
VELO III 2 bicycles or 2 e-bikes	25	1884639
VELO III 3 bicycles	28.3	1884640
VELO III conversion kit 2 to 3 bicycles		1885778
If frame extensions – or reinforcements – are required, see pp. 22-23. For further information, please contact our specialist staff.		
* Weight incl. conversion kit, without chassis brackets and frame extensions – or reinforcements.		

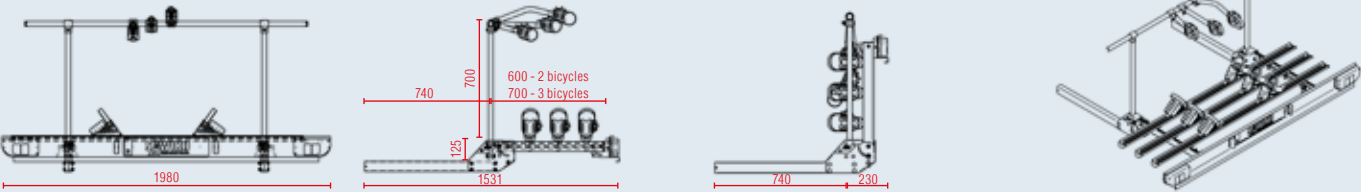


* The load capacity

The max. payload on the vehicle depends on the vehicle manufacturer/ model. To avoid damage to the vehicle, it is essential to observe the max. permissible payload in connection with your vehicle.
In some cases, load-carriers on the vehicles are not approved by the body manufacturer.

Secure loads correctly! Information on pp. 62-63.

Base carrier with folding function



CARRIER SYSTEMS

BASIC – THE ENTRY-LEVEL MODEL



Complete system for 1 scooter

THE ALTERNATIVE SOLUTION

As an alternative to rear wall carriers, the BASIC is simply attached to the frame with chassis brackets. Drilling into the rear wall of your camper is not necessary. Bicycles or a scooter can be easily placed on the carrier due to the low loading height.

BIKEY TARPAULIN BOX

The perfect storage solution for easy retrofitting on the BASIC. You can find more information on pp. 60-1.



Complete system for 1 scooter + 1 bicycle



Complete system for 4 bicycles

AT A GLANCE

- I Load capacity: up to 100 kg*
- I EC type approval available
- I For max. 4 bicycles or 1 scooter + 1 bicycle
- I Variable loading depth (optional)
- I Manufactured from aluminium/steel
- I Can be removed without the need for tools
- I Incl. standard chassis brackets

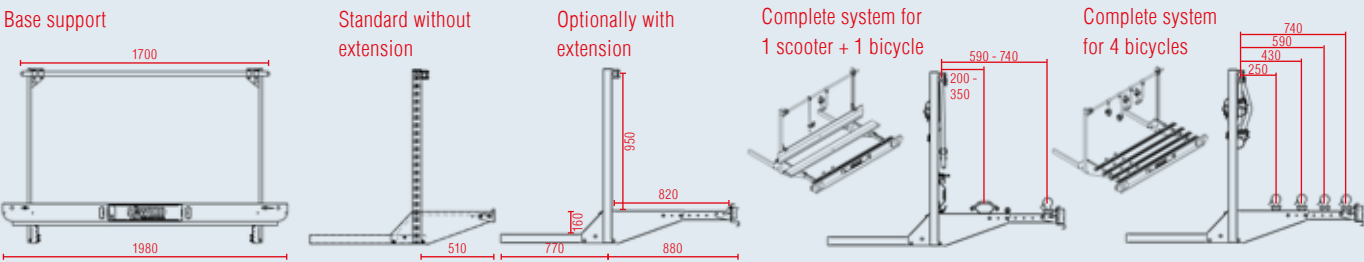
Article description	Weight in kg*	Item no.
Complete system 1 scooter	39.9	1629914
Complete system 1 scooter + 1 bicycle	(Incl. extension, article no. 1628049) 43.7	1629915
Complete system 2 bicycles	31.2	1629916
Complete system 3 bicycles	(Incl. extension, article no. 1628049) 34.8	1629917
Complete system 4 bicycles	(Incl. extension, article no. 1628049) 37.7	1629918
Lashing band set universal		1628014
Carrier extension	Loading depth extension from 510 to max. 820 mm	1628049

If frame extensions – or reinforcements – are required, see pp. 22-23. For further information, please contact our specialist staff.

* Weight incl. conversion kit, without chassis brackets and frame extensions – or reinforcements.



*** The load capacity**
The max. payload on the vehicle depends on the vehicle manufacturer/ model. To avoid damage to the vehicle, it is essential to observe the max. permissible payload in connection with your vehicle.
In some cases, load-carriers on the vehicles are not approved by the body manufacturer.
Secure loads correctly! Information on pp. 62-63.



CARRIER SYSTEMS

MIKRO II – THE REBIRTH OF THE CLASSIC



Complete system for 1 scooter

Limit lights
are special accessories

PERFECT FOR YOUR 125 CCM SCOOTER

With a load capacity of 120 kg, you can take practically any 125 ccm scooter or up to 4 bicycles with you. It is bolted to the vehicle chassis with two galvanised mounting elements. The carrier can be removed at any time. If required, it can simply be pushed into the firmly screwed mounting elements.

CARRIER EXTENSION

With the optional extension, you can increase the loading depth from 510 mm to max. 820 mm.



1628049



Complete system for 4 bicycles

AT A GLANCE

- I Load capacity: up to 120 kg*
- I EC type approval available
- I For max. 4 bicycles or 1 scooter + 1 bicycle
- I Variable loading depth (optional)
- I Manufactured from aluminium/steel
- I Can be removed without the need for tools
- I Incl. standard chassis brackets

Article description	Weight in kg*	Item no.
Complete system 1 scooter	43.9	1629922
Complete system 1 scooter + 1 bicycle	(Incl. extension, article no. 1628049)	47.7
Complete system 2 bicycles		35.2
Complete system 3 bicycles	(Incl. extension, article no. 1628049)	38.8
Complete system 4 bicycles	(Incl. extension, article no. 1628049)	41.7
Lashing band set universal		1628014
Carrier extension	Loading depth extension from 510 to max. 820 mm	1628049
If frame extensions – or reinforcements – are required, see pp. 22-23. For further information, please contact our specialist staff.		
* Weight incl. conversion kit, without chassis brackets and frame extensions – or reinforcements.		

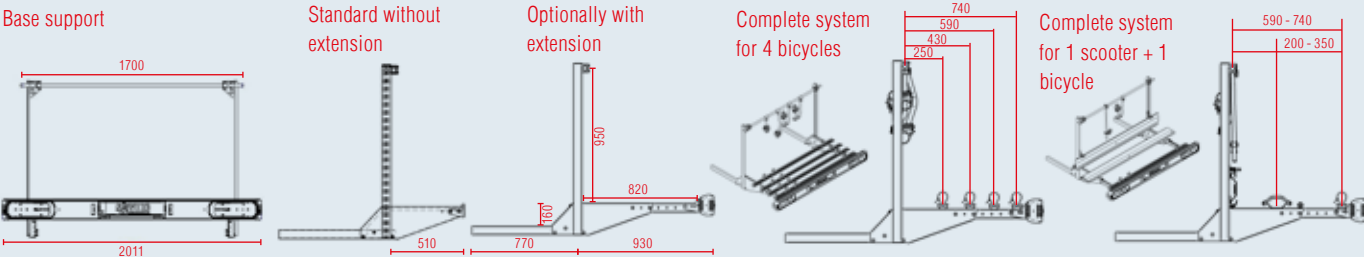


* The load capacity

The max. payload on the vehicle depends on the vehicle manufacturer/ model. To avoid damage to the vehicle, it is essential to observe the max. permissible payload in connection with your vehicle.

In some cases, load-carriers on the vehicles are not approved by the body manufacturer.

Secure loads correctly! Information on pp. 62-63.



CARRIER SYSTEMS

LIGERO III



VERSATILE APPLICATION

The now 3rd generation of the LIGERO supersedes the well-known LIGERO I + II load-carriers in a single version. The LIGERO III's construction impresses not only with its functionality, but also with its attractive appearance. The elegantly designed luminaire support makes a significant contribution to this. The main carrier, motorcycle rack, ramp and light bracket are manufactured from aluminium and powder coat finished.



Complete system for 1 scooter

Limit lights
are special accessories

UNIVERSAL STRAP SET

Contains 4 lashing straps with hooks, 2 wheel chocks with straps, 1 holding arm and a piece of protective hose for the lashing straps.



Complete system for 1 scooter + 2 bicycles



Complete system for 4 bicycles

AT A GLANCE

- I Load capacity: up to 150 kg*
- I EC type approval available
- I For 1 scooter or max. 4 bicycles
- I Or for 1 scooter + 2 bicycles
- I Telescopic as standard to max. 821 mm
- I Can be removed without the need for tools
- I Incl. standard chassis brackets

Article description	Weight in kg*	Item no.
Complete system 1 scooter	41.2	1629928
Complete system 1 scooter + 1 bicycle	44.2	1629929
Complete system 1 scooter + 2 bicycles	47.2	1629930
Complete system 2 bicycles	32.7	1629931
Complete system 3 bicycles	33.4	1629932
Complete system 4 bicycles	38.5	1629933
Lashing band set universal		1628014
If frame extensions – or reinforcements – are required, see pp. 22-23. For further information, please contact our specialist staff.		
* Weight incl. conversion kit, without chassis brackets and frame extensions – or reinforcements.		

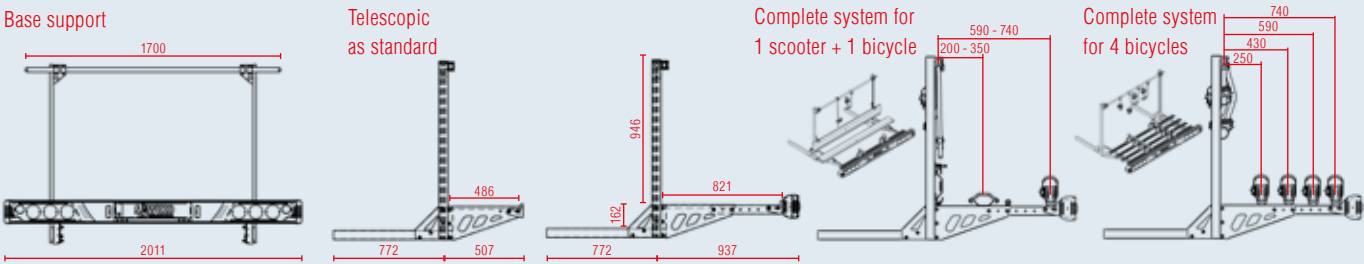


* The load capacity

The max. payload on the vehicle depends on the vehicle manufacturer/ model. To avoid damage to the vehicle, it is essential to observe the max. permissible payload in connection with your vehicle.

In some cases, load-carriers on the vehicles are not approved by the body manufacturer.

Secure loads correctly! Information on pp. 62-63.



CARRIER SYSTEMS

VARIO – COMPACT, FOLDABLE AND VARIABLE



VARIO complete system
for 1 scooter + 2 bicycles

HIGH QUALITY

The VARIO is manufactured from aluminium for the most part, and consists of high-quality components – such as the bicycle rails customised for e-bikes and holding arms, or the cross beam made of stainless steel. Despite its low weight of approx. 29 kg without conversion kits, the VARIO has a payload of up to 150 kg.

FLEXIBLE AND FUNCTIONAL

When the VARIO is not needed, it can be easily folded up in just a few steps. The carrier can remain on the vehicle without taking up any space.
In addition to its practical folding function the VARIO has a variable loading depth and can be extended from 620 up to 800 mm.



FOLDING FUNC- TION

Loosen the lever on the light bracket and the platform, fold up and retighten.



VARIO complete system for 4 bicycles



VARIO complete system for 1 scooter + 2 bicycles

AT A GLANCE

- I Load capacity: up to 150 kg*
- I EC type approval available
- I For 1 scooter, 4 bicycles or 1 scooter + max. 2 bicycles
- I Mostly made from aluminium
- I Can be removed without the need for tools
- I Telescopic as standard
- I Platform with folding function
- I Bicycle rails and holding arms with quick-release fastener
- I Dimensions: W 2011 mm / D 937 mm
- I Incl. standard chassis brackets

Article description	Weight in kg*	Item no.
Complete system for 1 scooter	43.2	1629905
Complete system 1 scooter + 1 bicycle	46.2	1629906
Complete system for 1 scooter + 2 bicycles	49.2	1629855
Complete system for 2 bicycles	34.7	1629907
Complete system for 3 bicycles	37.5	1629908
Complete system for 4 bicycles	40.5	1629909
Lashing band set universal		1628014
If frame extensions – or reinforcements – are required, see pp. 22-23. For further information, please contact our specialist staff.		
* Weight incl. conversion kit, without chassis brackets and frame extensions – or reinforcements.		

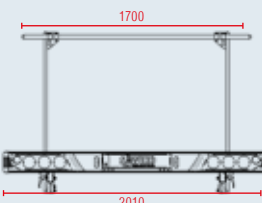


* The load capacity

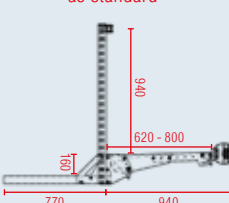
The max. payload on the vehicle depends on the vehicle manufacturer/model. To avoid damage to the vehicle, it is essential to observe the max. permissible payload in connection with your vehicle.
In some cases, load-carriers on the vehicles are not approved by the body manufacturer.

Secure loads correctly! Information on pp. 62-63.

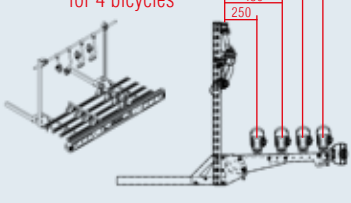
Base carrier with folding function



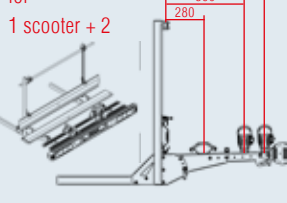
Telescopic as standard



Complete system for 4 bicycles



Complete system for 1 scooter + 2



CARRIER SYSTEMS

VARIO LIGHT



VARIO Light complete system
for 1 scooter + 2 bicycles

HIGH QUALITY

The VARIO Light is largely made of aluminium and consists of high-quality components such as the bike rails and support arms adapted to e-bicycles or the crossbar made of stainless steel. Despite its low weight of approx. 29 kg without conversion kits, the VARIO Light has a payload of up to 150 kg.

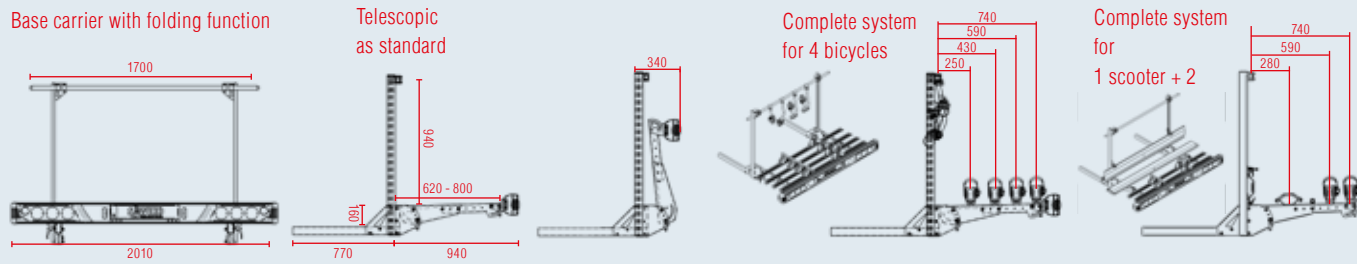
PRACTICAL FUNCTION

The VARIO Light can be folded up in a few easy steps. The carrier also has a variable loading depth and can be extended from 620 to up to 800 mm.

AT A GLANCE

- I Load capacity: up to 150 kg*
- I EC type approval available
- I Max. 1 scooter + 2 bicycles
- I Mostly made from aluminium
- I Can be removed without the need for tools
- I Telescopic as standard
- I Platform with folding function
- I Incl. standard chassis brackets

Article description	Weight in kg*	Item no.
Complete system for 1 scooter	39.2	1882236
Complete system 1 scooter + 1 bicycle	42.2	1882237
Complete system for 1 scooter + 2 bicycles	45.2	1882238
Complete system for 2 bicycles	30.7	1882239
Complete system for 3 bicycles	33.5	1882240
Complete system for 4 bicycles	36.5	1882241
Lashing band set universal		1628014
If frame extensions – or reinforcements – are required, see pp. 22-23. For further information, please contact our specialist staff.		
* Weight incl. conversion kit, without chassis brackets and frame extensions – or reinforcements.		



LIGERO III LIGHT



FUNCTIONAL DESIGN

The LIGERO III's construction impresses not only with its functionality, but also with its attractive appearance. The elegantly designed luminaire support makes a significant contribution to this. The main carrier, motorcycle rack, ramp and light bracket are manufactured from aluminium and powder coat finished.

AT A GLANCE

- I Load capacity: up to 150 kg*
- I EC type approval available
- I Max. 1 scooter + 2 bicycles
- I Telescopic as standard up to max. 821 mm
- I Can be removed without the need for tools
- I Incl. standard chassis brackets

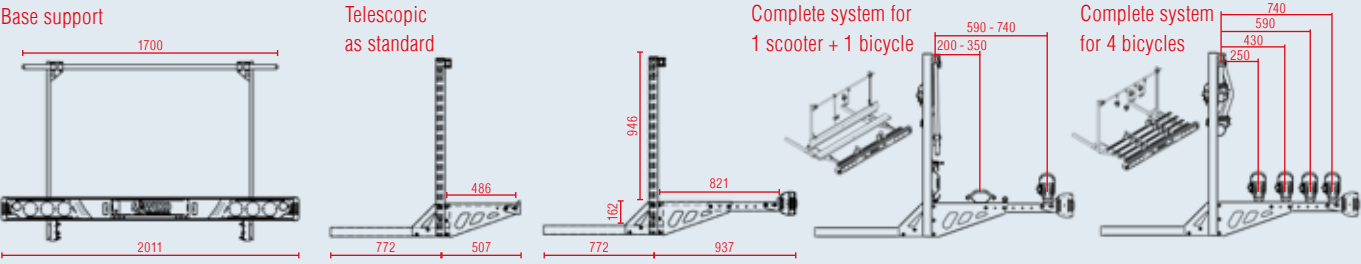
*** The load capacity**

The max. payload on the vehicle depends on the vehicle manufacturer/ model. To avoid damage to the vehicle, it is essential to observe the max. permissible payload in connection with your vehicle.

In some cases, load-carriers on the vehicles are not approved by the body manufacturer.

Secure loads correctly! Information on pp. 62-63.

Article description	Weight in kg*	Item no.
Complete system 1 scooter	37.2	1628573
Complete system 1 scooter + 1 bicycle	40.2	1628574
Complete system 1 scooter + 2 bicycles	43.2	1628575
Complete system 2 bicycles	28.7	1628576
Complete system 3 bicycles	31.5	1628577
Complete system 4 bicycles	34.5	1628579
Lashing band set universal		1628014
If frame extensions – or reinforcements – are required, see pp. 22-23. For further information, please contact our specialist staff.		
* Weight incl. conversion kit, without chassis brackets and frame extensions – or reinforcements.		



CARRIER SYSTEMS FOR VANS



CARRIER SYSTEMS

TRIGO-VAN – MOBILE FREEDOM



The freedom to get to any place at any time: as natural for a van as a place to sleep. Thanks to TRIGO-VAN, you can now enjoy this freedom even more if you have bicycles with you. Instead of time-consuming blocking of access to the interior, with TRIGO-VAN they are out of the way in no time. Even loaded with three heavy e-bicycles, TRIGO-VAN leaves the way open to the internal compartment. Wherever you may be heading next time – taking the bicycles with you has never been more comfortable.

AT A GLANCE

I Innovative operating concept

- I Ergonomic design
- I Effortless swivelling of the loaded carrier
- I Light bracket with automatic folding function
- I Locks in place automatically: This is ensured by the completely newly developed locking mechanism
- I Pivot function with stop guard for the right-hand door
- I Free access to the rear doors at all times, even when loaded thanks to 100-degree opening angle
- I Foldable carrier including fixing option

I Tested quality

- I Designed, developed and tested according to industrial quality standards
- I Made from high quality materials
- I Long-standing specialist expertise in the load-carrier field
- I Produced in Germany

I 80 kg payload for up to 3 e-bikes, bicycles or fat bikes

I Weight approx. 50 kg

I Suitable for Fiat, Peugeot and Citroën vans

I Optional or existing towbar can be used when the carrier is folded up



Towbar can be used without any restriction



Comfortable loading, including by ramp



Conversion kit for 3 e-bikes or bicycles



Conversion kits	Standard lights	LED lights
Complete system for 2 bicycles/e-bikes, without assembly	1888008	1888570
Complete system for 3 bicycles/e-bikes, without assembly	1888009	1888571
Complete system for 1 bicycle + 1 fat bike, without assembly	1888565	1888572
Complete system 2 fat bikes, without assembly	1888566	1888573
Accessories		Part no.
Conversion kit for sliding bicycle rail (necessary for unrestricted towbar use)		1888010
Set of limit lights (necessary for vehicles with excess length)		1888011
Ramp for bicycle rail 1250 mm long		1887879
Please order electric cable set separately. Tyre widths for standard bike rail 20–80 mm, for fat bike rail 80–130 mm.		

CARRIER SYSTEMS

AGITO-TOP – PIVOTING AND FOLDING



AGITO-Top version
for 2 e-bikes

CONVENIENT MANOEUVRING

AGITO Top can be effortlessly pivoted completely to the side to enable the rear doors or tailgates to be fully opened. Even when loaded. To do this, simply loosen the eccentric lock (adjustable) and bring the jockey wheel (standard) into position. Ideal for unloading chairs or disposing of toilets when needed. When not in use, the AGITO-TOP can be folded up to save space. It is suitable for almost all vans.

FOLDING FUNCTION

Practical! When not in use, the transport platform can be folded up in a few easy steps. The carrier can remain on the vehicle to save space.



FREE ACCESS TO THE REAR

The AGITO-Top is simply swung to the side. This gives you free access to your rear doors at all times.



AT A GLANCE

- I Load capacity: up to 80 kg
- I EC type approval available
- I For 2 e-bikes or 3 bicycles
- I Can be swung out – even when loaded
- I Folding platform
- I Fully aluminium
- I Can be removed without the need for tools
- I Incl. chassis brackets for vans

Article description	Weight in kg*	Item no.
Complete system for 2 e-bikes, folding (max. 80 kg)	55.2	1884652
Complete system for 3 bicycles, folding (max. 80 kg)	58.1	1884653
* Weight incl. conversion kit, without chassis brackets.		

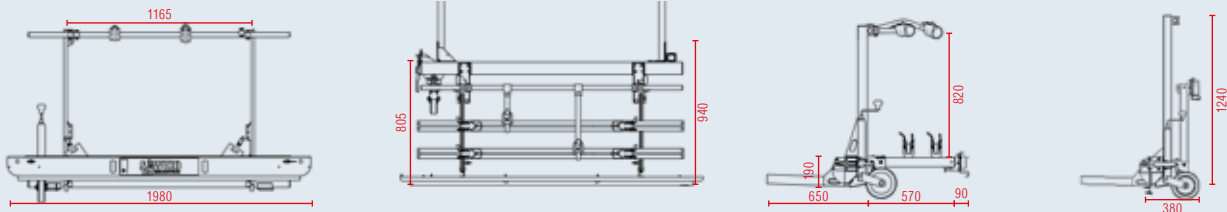
Secure loads correctly! Information on pp. 62-63.



STANDARD

Bicycle rails
with practical quick-release
ratchet. 1750 mm length.

Base support



CARRIER SYSTEMS

AGITO 120/150 – MANOEUVRABLE REAR CARRIER



CONVENIENT MANOEUVRING

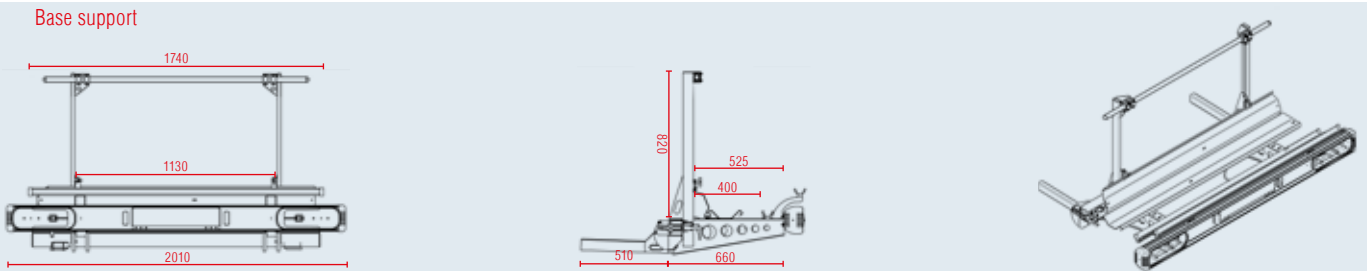
The van carrier can be effortlessly pivoted completely to the side to enable the rear doors or tailgates to be fully opened. Even when loaded. To do this, simply loosen the eccentric lock (adjustable) and bring the jockey wheel (standard) into position. Ideal for unloading chairs or disposing of toilets when needed. The AGITO 120 is suitable for almost every van.

Secure loads correctly! Information on pp. 62-63.

AT A GLANCE

- I Load capacity: up to 120 kg
- I EC type approval available
- I For 1 scooter or max. 4 bicycles
- I Can be swung out – even when loaded
- I Made from steel + aluminium
- I Can be removed without the need for tools
- I Incl. chassis brackets for vans

AGITO 120 article description	Weight in kg*	Item no.
Base carrier without conversion kit	54.0	1884113
Complete system for 1 motorcycle/scooter	68.0	1884646
Complete system for 2 bicycles	59.5	1884647
Complete system for 4 bicycles	65.3	1884648
Lashing band set universal		1628014
* Weight incl. conversion kit, without chassis brackets.		



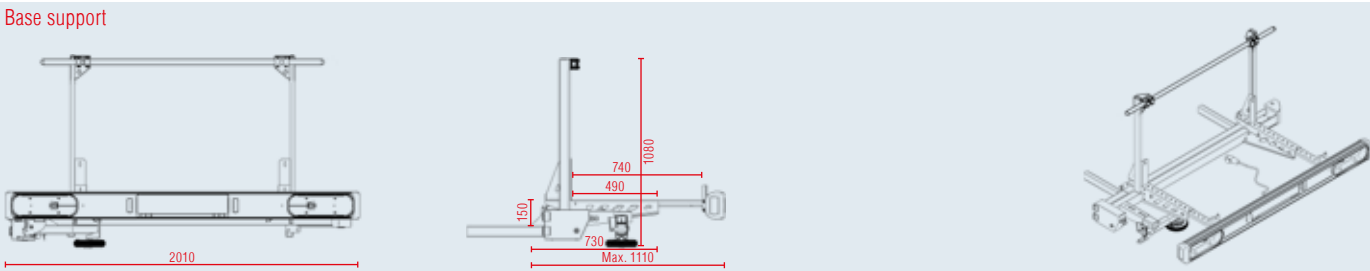
MANOEUVRING WITH A HIGH PAYLOAD

The stable construction is adapted to your weight requirements. The carrier can carry a max. load of 150 kg. The AGITO 150 allows the rear doors or tailgates to be opened completely by swivelling the carrier completely to the side. Even when loaded. Simple release the eccentric lock (adjustable) and crank the jockey wheel (standard) down. The AGITO 150 is suitable for almost every van.

AT A GLANCE

- I Load capacity: up to 150 kg
- I EC type approval available
- I For 1 scooter
- I Or for 1 scooter + 1 bicycle
- I Can be swung out – even when loaded
- I Made from steel + aluminium
- I Can be removed without the need for tools
- I Incl. chassis brackets for vans

AGITO 150 article description	Weight in kg*	Item no.
Base carrier without conversion kit	80.0	1884649
Complete system for 1 motorcycle/scooter	94.0	1884650
Complete system for 1 scooter + 1 bicycle	97.0	1884651
Lashing band set universal		1628014
* Weight incl. conversion kit, without chassis brackets		



AGITO 150 version for 1 scooter + 1 bicycle

CARRIER SYSTEMS

KAWA II – PLATFORM CARRIER



VARIABLE PLATFORM

The new KAWA II aluminium platform rack has a variable platform design so that it can be optimised to your requirements. Whether you want to transport a scooter or up to 3 bicycles – no problem with its payload of 150 kg (optionally 200 kg). Create the KAWA II that suits your needs. The platform is enclosed, which means that the load is no longer exposed to spray water. The holding arms and wheel chocks with the easy-to-use quick-release ratchet are well-suited e.g. for e-bikes and are an ideal complement to the KAWA II.

INTEGRATED RAMP

The ramp is transported inside the platform to save space. It can simply be pulled out for loading.




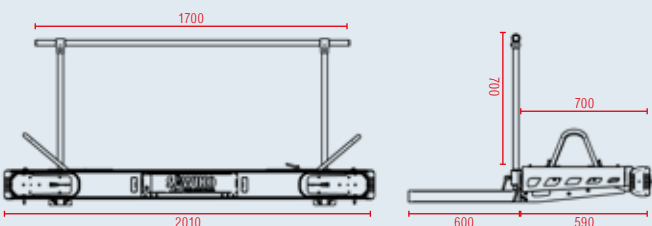
AT A GLANCE

- Load capacity: approx. 150 kg (optional 200 kg)
- EC type approval available
- For 1 scooter or max. 3 bicycles
- With integrated ramp (scooter conversion kit)
- Removable retaining strap
- Quick-release fasteners
- Fully aluminium
- Can be removed without the need for tools
- Incl. chassis brackets for



Article description	Weight in kg*	Item no.
Platform carrier (without front retaining bracket)	19.5	1884641
Platform carrier for 1 scooter – incl. integrated ramp, wheel chocks, tensioning straps, eyelets (without front retaining bracket)	51.3	1884642
Platform carrier for 2 bicycles – incl. front retaining bracket, wheel chocks, holding arms	48.8	1884643
Platform carrier for 3 bicycles – incl. front retaining bracket, wheel chocks, holding arms	49.2	1884644
Platform carrier conversion kit front retaining bracket for retrofitting for 1884641 and 1884642		1629604
Platform carrier conversion kit for 3 bicycles		1629837
Platform carrier conversion kit for 2 bicycles		1629793
Surcharge for ramp reinforcement from 150 to 200 kg payload		1629795
* Weight incl. conversion kit, without chassis brackets		

Base support



The wheel brackets included in the scooter conversion kit, as well as the wheel chocks for bicycles, are infinitely adjustable.

KAWA LIGHT – LIGHT AND ROBUST



THE ENTRY-LEVEL MODEL FOR THE VAN

The new KAWA Light is our entry-level model for the van driver. It has a lower weight, but is still very robust due to our proven base carrier. With its max. payload of approx. 150 kg, our standard scooter rack and the matching ramp made of aluminium, the KAWA Light is also ideally suited for scooters. The standard crossbar can be removed to open the rear doors completely.

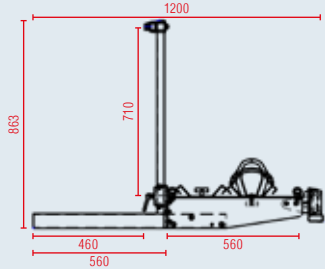
AT A GLANCE

- Load capacity: up to 150 kg
- EC type approval available
- For 1 scooter or max. 3 bicycles
- Removable crossbar allows free access to the rear doors
- Made from steel and aluminium
- Can be removed without the need for tools



Article description	Weight in kg*	Item no.
KAWA Light for 1 scooter – 4 x tensioning straps, 4 x lashing eyes, 2 x V-brackets	32.0	1887813
KAWA Light for 2 bicycles – 2 x holding arms, 2 bicycle rails with straps	27.4	1887814
KAWA Light for 3 bicycles – 3 x holding arms, 3 bicycle rails with straps	28.7	1887815
* Weight incl. conversion kit, without chassis brackets		

Base support



Secure loads correctly! Information on pp. 62-63.

AGITO VAN

SWIVELLING BICYCLE CARRIER FOR VANS



AGITO Van on
Fiat Ducato



AGITO Van on Ford
Westfalia Nugget



AGITO Van on
Ford Tourneo
Custom

GUARANTEED SAFE AND COMFORTABLE

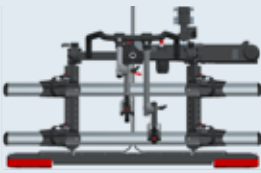
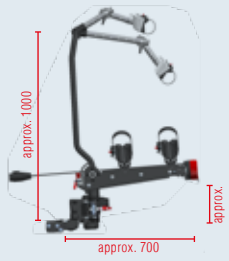
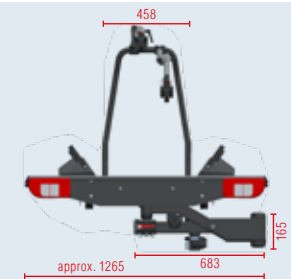
Cycling is more popular than ever. Even when holidaying with a van, the bike is a must for many people. Rear carrier systems such as the new, improved AGITO VAN offer safe and convenient transport on leisure vehicles. The rear carrier is available now and is a practical and stable solution for Ford Westfalia Nugget, Ford Tourneo Custom and Fiat Ducato.

With a payload of 60 kilograms, the AGITO VAN easily transports two bicycles or e-bikes. As with the previous model, access to the rear doors is always possible thanks to the pivot function. It's even easily possible when loaded. When the bike carrier

is not in use, the transport platform can be folded upwards to save space. This allows the carrier to remain on the vehicle without getting in the way of manoeuvres. Should disassembly nevertheless be required, this can be done quickly and completely without tools.

AT A GLANCE

- | Payload: 60 kg
- | Can be swung out with load
- | Free access to the rear door
- | Transport platform can be folded upwards
- | Can be extended to the towbar
- | Transport box conversion kit
- | Tool-free disassembly of the transport platform with swing arm



FOLDING TRANSPORT PLATFORM

The transport platform can simply be folded up. The carrier can therefore remain on the vehicle, taking up little space and without affecting manoeuvrability.

PRACTICAL SWIVELLING FUNCTION

The practical swing arm enables the AGITO Van to be comfortably swung to the side. Even when loaded.



REQUIRED COMPONENTS

1 Vehicle-specific connection – cross member + clamping cage	Part no.
Fiat Ducato/Peugeot/Citroen from production date 2006	1882697
Ford Transit/Tourneo Custom	1882696
2 Clamping cage with existing towbar	Part no.
Towbar Boss / Galia	1628504
Towbar MT054 Ford	1623310
3 Base carrier	Part no.
Swing arm + transport platform	1628800
4 Conversion kits	Part no.
2 bicycles – cannot be mounted together with 1628235	1623312
Box Ultra 360 – cannot be mounted together with 1623312	1628235



Example illustration

Towbar Fiat Ducato/Peugeot/Citroen from production date 2006 for retrofitting to existing AGITO Van*	Part no.
Removable version	1882595
Towbar Ford Transit/Tourneo Custom for retrofitting to existing AGITO van*	Part no.
Removable version	1629982
Electrical cable sets	Part no.
Ford Custom – Electrical cable set, 13-pin	1885009
Fiat/Peugeot/Citroen – Electrical cable set, 13-pin Production date 2006 – today	1628321

*Not suitable for off-road operation and all-wheel drive vehicles!

REAR GARAGE SYSTEMS



REAR GARAGE SYSTEMS

TRINEO GARAGE LOADER



LIGHT, SPACE SAVING AND CONVENIENT

This sums up the outstanding characteristics of the Trineo. Only the guide rail, for the electric version with electric motor, and the front wheel slide need to be fitted in the rear garage. The front wheel sled can be removed easily to save even more space when not using the Trineo.

cle, you only have to place the front wheel over the ramp into the sled and tighten the crank. Then you can conveniently store your scooter in the rear garage. Finally, just attach the rear of the scooter, e.g. to our lashing rail using lashing straps.

It has a payload of 160 kg, making it suitable for most scooter models. To load your vehi-

SCOPE OF SUPPLY

- 1 Guide rail (electr. version with motor)
- 2 Front wheel sled
- 3 Electric motor incl. remote control
- 4 Folding ramp 2 lashing straps (not illustrated)



AT A GLANCE

- I Load capacity: up to 160 kg
- I Weight electric approx. 22 kg (incl. ramp)
- I Weight manual approx. 17 kg (incl. ramp)
- I For max. 1 scooter
- I Electric version incl. remote control
- I Infinitely adjustable tyre fixing
- I Available as a left-hand or right-hand fitting
- I Required installation space 2,000 x 500 mm

TRINEO versions – for 1 scooter	Item no.
Electric right-hand fitting	1629590
Electric left-hand fitting	1628045
Manual right-hand fitting	1628046
Manual left-hand fitting	1628054
Manual right-hand fitting, 1900 mm long	1884147



FRONT WHEEL SLED

With infinitely adjustable tyre fixing to fix the front wheel outside the rear garage.

Electric version.
Can be fitted
on the
left or right.




Manual version:
Can be fitted on
the left or right.



REAR GARAGE SYSTEMS

ELECTRIC GARAGE PULL-IN FOR MOTORBIKES



SCOPE OF SUPPLY

- I 2-part ramp
- I Electric cable winch (incl. wired remote control)
- I Sled with front wheel rocker
- I 2 wheel chocks
- I Rail system for the rear garage
- I Remote control optionally available

Designation	Item no.
For scooter	1886864
For rear wheel width up to 180 mm	1629715
For rear wheel width up to 250 mm	1886863
For rear wheel width over 250 mm	1886868
Remote control incl. receiver	1628286

Ordering information

- I Please pay attention to the garage and axle load of your motorhome
- I Please state your vehicle data when ordering
- I Other versions upon request
- I Be sure to include the tyre size of your motorcycle
- I Request data sheet

LOAD MOTORBIKES MORE EASILY

Your motorbike or scooter is simply driven into the sled-mounted front wheel rocker, which is located on the ground, and lashed there. This saves you the hassle of securing it in the rear garage and you can load your motorbike without needing another person's help. With the help of the electric cable winch, your machine can then be pulled into the rear garage of your camper. Now simply lash down the rear and your motorbike is safely stowed.

Due to the round tubes on the sides, the carriage glides over the drive-up rail without any problems. It is quickly stowed away thanks to the interlocking individual parts.

AT A GLANCE

- I Electric cable winch
- I Remote control as standard
- I Curved ramp rail, consisting of 2 individual parts, can be loaded up to approx. 370 kg
- I Sled-mounted front wheel rocker
- I Loading height up to approx. 620 mm. The motorbike can be pulled a few cm into the springs before loading
- I The ramp is universally adaptable to other loading heights
- I Max. rear tyre width 185 mm. Other tyre widths possible with optional components
- I Retrofitting also possible on a trailer or in a van



Motorbike fully loaded



Rail system, front wheel sled and electric cable winch.



Installation example



FRONT WHEEL SLED

Push the front wheel into the rocker and lash it down. The motorbike can then be loaded very easily.



RETROFITTING

Possible in a van or on a trailer. An application example on our Wheely universal trailer can be found on pp. 114-115.
You can find more information about the motorcycle loading aid in our flyer.

ACCESSORIES



ACCESSORIES

MOTORBIKE LOADING AID – COMPONENTS

Put together the right individual configuration for you. The necessary mounting material is included with all components. The system is suitable for platform and box trailers, motorhome rear garages, vans and pick-ups.

Example configurations can be found on the following pages or online at www.sawiko.com.

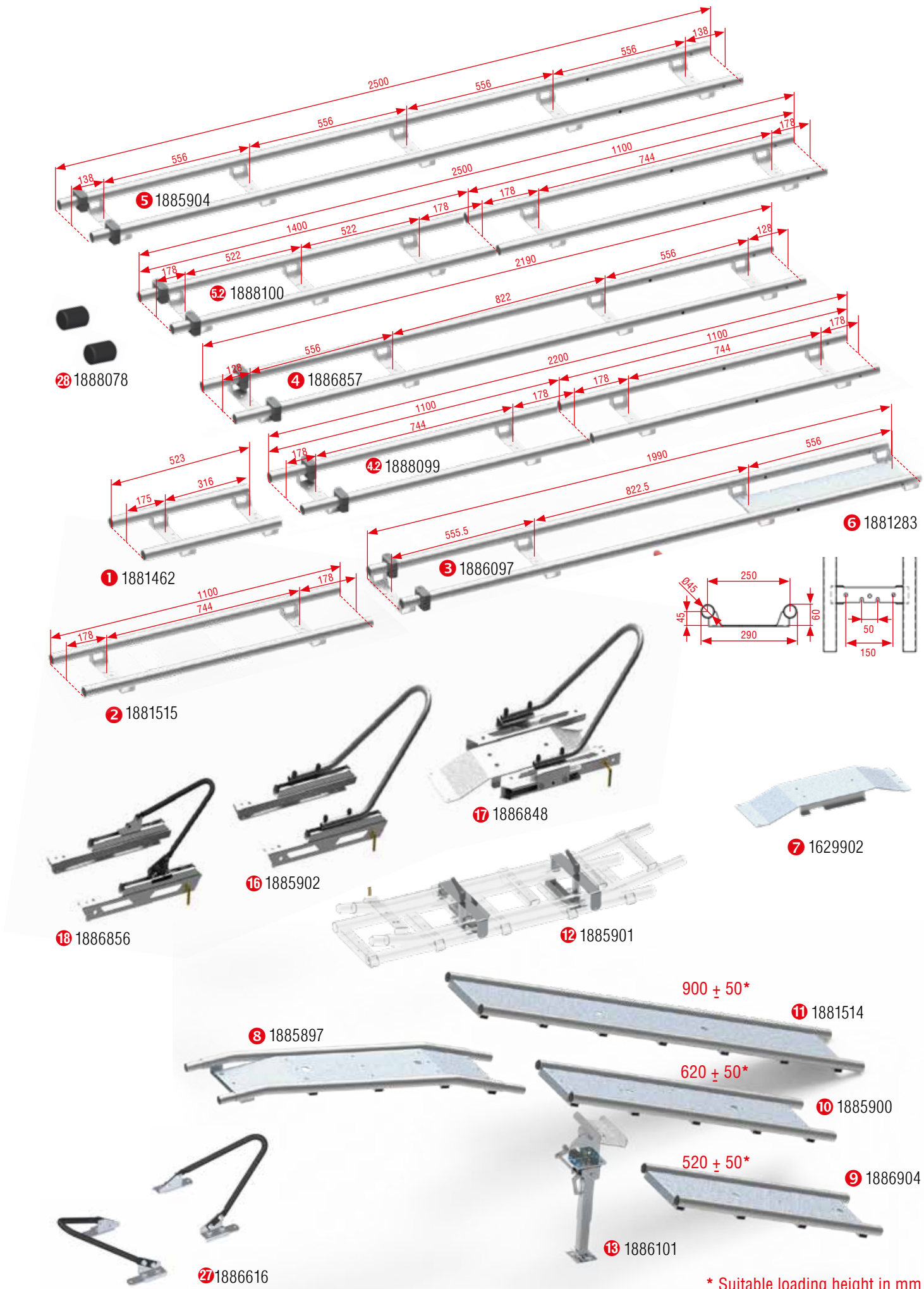
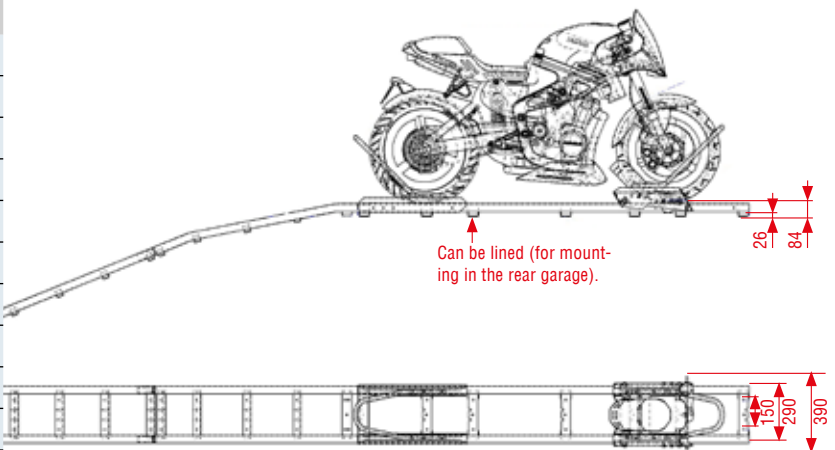
Rails	Item no.
1 Rail 500 mm	1881462
1 Rail 1100 mm	1881515
3 Rail 1990 mm	1886097
4 Rail 2190 mm shipping only with forwarding agent	1886857
42 Rail 2200 mm (split) for parcel shipping	1888099
4 Rail 2500 mm shipping only with forwarding agent	1885904
32 Rail 2500 mm (split) for parcel shipping	1888100
6 Cover plate 600x165 mm	1881283
7 Rear tyre elevation for tyres 180 - 380 mm	1629902
Ramps	Item no.
8 Curved ramp	1885897
9 Ramp 850 mm	1886904
10 Ramp 1100 mm	1885900
11 Ramp 1600 mm	1881514
12 Transport support for ramp	1885901
13 Ramp support	1886101
Front tyre sled	Item no.
14 Sled tyre width max. 180 mm	1885898
15 Sleds for scooter	1886855
Rear tyre wheel holder	Item no.
16 Rear wheel support up to max. 180 mm	1885902
17 Rear wheel support up to max. 250 mm	1886848
18 Rear wheel support scooter	1886856
Cable winches and accessories	Item no.
19 Cable winch 6 metre strap incl. holder	1885896
20 Cable winch 10 metre nylon rope incl. holder and 90° angle	1886775
21 Cable winch 10 metre nylon rope incl. ground holder	1885906
22 12 V e-cable winch incl. holder and wired remote control	1885905
23 Remote control incl. receiver	1628286
24 Central deflection pulley	1885895
25 Outer deflection pulley	1885907
26 90° angle adapter incl. accessories	1623429
27 Conversion kit scooter/motorcycle or motorcycle/scooter	1886616
28 Pipe coupling set	1888078



Note

The motorbike can be pulled a few cm into the springs on the sled before loading, depending on the model.

This is an advantage for rear garages and passageways with low heights.



ACCESSORIES

BIKEY – TARPAULIN BOX – THE LIGHT STORAGE SPACE EXTEN-



BIKEY tarpaulin box
on BASIC base carrier.

TRAVEL PROTECTED

The BIKEY tarpaulin box is equipped with a lightweight PVC tarpaulin and a sturdy wooden floor panel for perfect storage space expansion. The frame is made entirely of aluminium. The tarpaulin can be used, for example, to protect your high-quality e-bicycles from dirt, water and glances. In addition to bicycles, the box is also suitable for other bulky items such as camping furniture.

CAN BE RETROFIT- TED AT ANY TIME

It can be retrofitted to almost all carrier systems. The payload depends on the carrier system that is used.

COMFORTABLE LOADING



IDEAL PROTEC- TION

Top side and rear with reinforced tarpaulin material. Sturdy zippers and a convenient piping rail at



PRACTICAL

In order to be able to open the tarpaulin on the front more easily, the light carrier can be folded down.



BICYCLE CONVERSION KIT


The conversion kit is suitable for 2 bicycles.

Scope of supply:

1 x holding arm 240 mm

1 x holding arm with articulated joint 270x420 mm

4 x wheel chocks



1629904

RETROFIT KIT

The BIKEY tarpaulin box can be retrofitted on the BASIC, MIKRO II and LIGERO III.

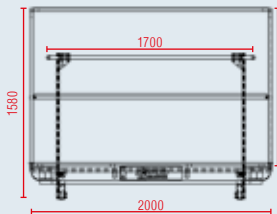


1629920

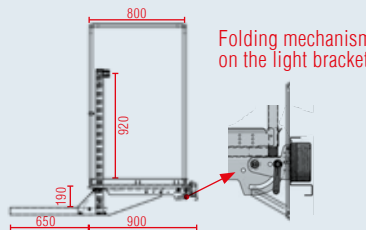
AT A GLANCE

- I Aluminium frame
- I Net weight approx. 12 kg without carrier system
- I Protects against spray water and dirt
- I Also suitable for camping equipment
- I Can be opened at the sides and front
- I Dimensions: W 200/H 135/D 80 cm
- I Also suitable for retrofitting on BASIC, MIKRO II and LIGERO III
- I Not suitable for transporting scooters or motorbikes

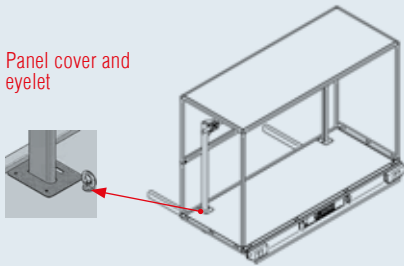
Article description	Weight kg	Item no.
BIKEY tarpaulin box without carrier system	33.0	1629244
Bicycle conversion kit for 2 bicycles	3.3	1629904
BASIC base carrier for tarpaulin box (if no carrier is available)	26.0	1629919
Retrofit kit for BASIC, MIKRO II and LIGERO III	2.5	1629920
Wheel chock, set with straps		1629327
Holder for warning sign		1629824



Bikey tarpaulin box
with Basic base carrier



Folding mechanism
on the light bracket



Panel cover and
eyelet

ACCESSORIES

TRANSPORT PLATFORM – VARIABLE APPLICATION

CAN BE RETROFITTED AT ANY TIME

Our transport platform can be retrofitted at any time and has many uses. You can easily transport your scooter or up to 4 bicycles or e-bicycles. All chassis brackets such as the wheel chocks with the practical quick-release ratchet or the wheel retaining brackets for your scooter can be moved to any position on the rails. This means that your load is always optimally secured. The closed platform protects your load from dirt and spray water from below. The platform is suitable for LIGERO III, MIKRO II and VARIO.

PLATFORM SIZE 1

1885x540x70 mm. Weight approx. 22 kg.
Suitable for transporting up to 3 bicycles or e-bikes.
1629854

Scope of supply:
3 modules,
connecting cap,
fastening material



PLATFORM SIZE 2

1885x720x70 mm. Weight approx. 29 kg.
Suitable for transporting up to 4 bicycles or e-bikes.
1629627

Scope of supply:
4 modules,
connecting cap,
fastening material



PLATFORM SIZE 3

With integrated ramp. 1885x550x70 mm. Weight approx. 28 kg. Suitable for transporting up to 1 scooter and 1 bicycle or e-bike. The integrated ramp is simply pushed under the scooter track.
1629807

Scope of supply:
2 modules, scooter track with integrated ramp,
connecting flap,
fastening material



TUBULAR WHEEL CHOCKS

On platform for scooter wheels



WHEEL CHOCK SET

With quick-release fastener
Scope of supply:
2 wheel chocks



RING BOLTS

For fastening lashing straps
Scope of supply:
4 ring bolts with fastening nuts
1629631



MOTORCYCLE RACK MODEL 3000

MODEL 3000 with optional wheel chocks. Single page 60 or included in the lashing strap set.



PRACTICAL STORAGE

The ramp is stored in the motorcycle rack, where it is protected from spray water, dirt and debris, and is simply pulled out when required.

The stamped longitudinal and transverse ribbing prevents the tyre from slipping when pushed on. A special lashing strap set ensures that your scooter stands securely and firmly on the carrier. The lashing strap set consisting of a tubular wheel chock, holding arm and tensioning straps is designed specifically for transport on the motorcycle rack.



Application example on LIGERO III

LASHING STRAP SET


Incl. 2 wheel chocks, lashing straps and holding arm for one scooter. **1629593**



AT A GLANCE

- I Load capacity: up to 150 kg
- I Weight approx. 15 kg
- I Ramp can be pushed into the motorcycle rack
- I Fully aluminium
- I Longitudinal and transverse ribbing prevent the wheels from slipping
- I Can be retrofitted to almost all SAWIKO carriers at any time

Article description	Item no.
Motorcycle rack with ramp "Model 3000"	1629650
Special lashing strap set for "MODEL 3000"	1629593



EASY TO USE

Open the flap at the front of the motorcycle rack, pull out the rail and fold it down.


LOAD SAFETY

As the user of a load-carrier, you are responsible for correctly securing the goods being transported.

The handlebar is fixed in position using the holding arm and is secured to prevent it from falling over during the lashing process. Our wheel chocks are fastened to our standard motorcycle rack with wing nuts to provide a secure stand for your scooter.

motorcycle then has to be pulled down tightly using the tensioning straps. Our carrier systems are equipped with corresponding eyelets for this purpose.

With our universal lashing strap set, optimum load securing is guaranteed for almost every scooter.



Fastening the holding arm with cross clamp on the handlebar



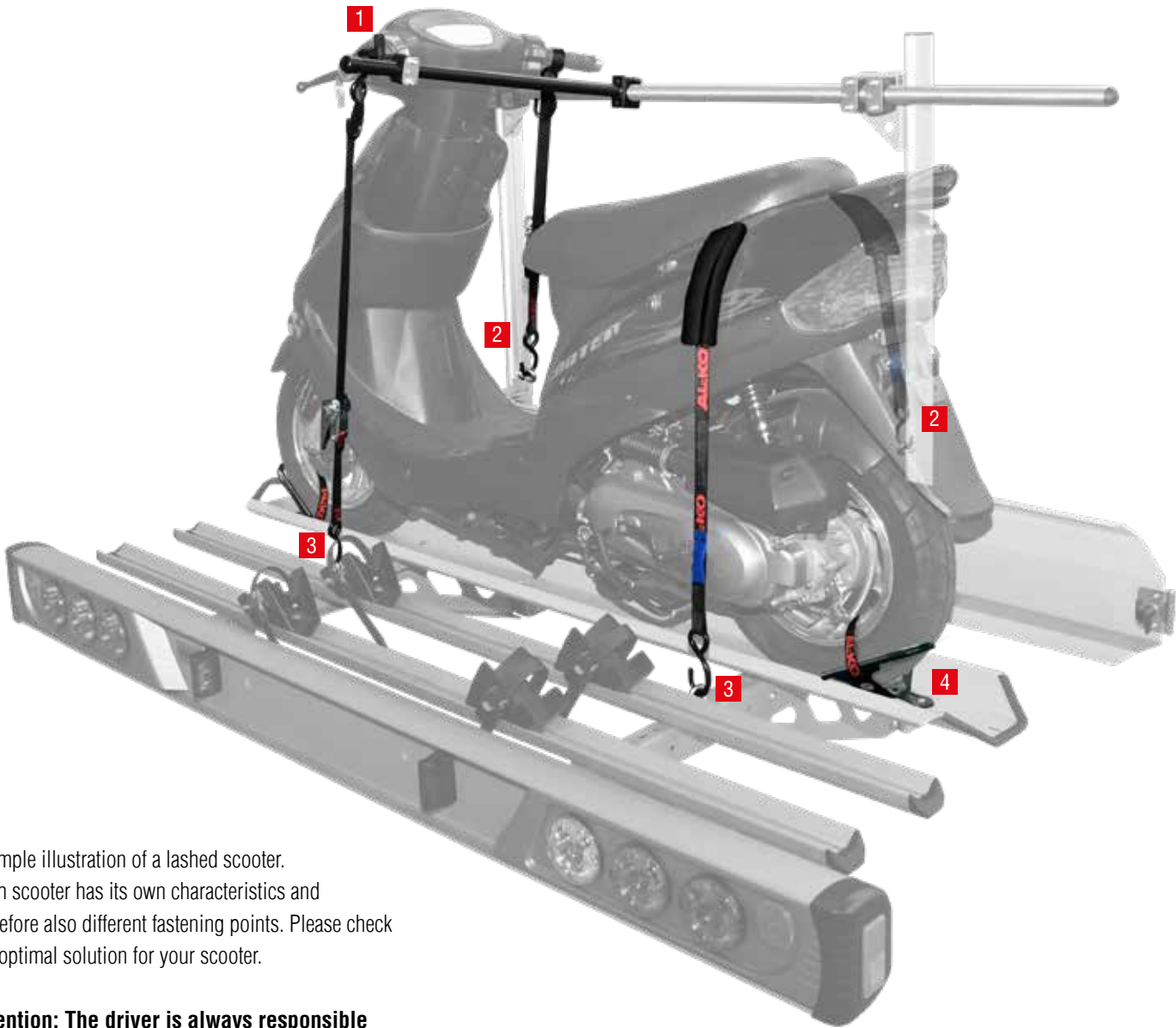
Two lashing eyes on the retaining bracket



Two lashing eyes on the rear carrier



Wheel chock mounted on motorcycle rack



Example illustration of a lashed scooter. Each scooter has its own characteristics and therefore also different fastening points. Please check the optimal solution for your scooter.

Attention: The driver is always responsible for securing loads!

ACCESSORIES

EVERYTHING YOU NEED FOR SECURING AND FASTENING



HOLDING BARS AND ACCESSORIES

1 Holding bars for cross beam with Ø 30 mm - from 2018 (stainless steel tube):

Always order holding bar adapter item no. 1629230 with cross beam made of aluminium profile rail.

Item no. 1629246	400 mm length
Item no. 1629247	600 mm length
Item no. 1629228	800 mm length

Holding bar for fastening to round tube with Ø 26.9 mm - up to 2017

Item no. 1882588	400 mm length
Item no. 1882589	600 mm length
Item no. 1882590	800 mm length

2 Cross clamp complete

Item no. 1629229

3 Adapter for aluminium profile rail

Item no. 1629230

4 Interchangeable adapter

Item no. 1629655

5 Cross clamp bridge

For connecting 2 bicycles

Item no. 1629330

6 Lockable cross clamp

Item no. 1629387

7 Locking mechanism

Item no. 1629358 single



LASHING STRAP SET – UNIVERSAL & MODEL 3000



Incl. 2 wheel chocks with straps, 4 lashing straps and 1 holding arm for one scooter. **1628014**

Universal

Incl. 2 wheel chocks, 4 lashing straps and 1 holding arm for one scooter. **1629593 Model 3000**

TUBULAR WHEEL CHOCKS

For scooters. For retrofitting for motorcycle rack Model 3000.

1629838



WHEEL CHOCKS

With the two wing nuts supplied, the wheel chock is easily fastened on our standard motorcycle rack to provide a secure stand for your scooter or motorcycle.

1887030 single

1887034 in set



HOLDING ARMS AND BICYCLE RAILS

- I With convenient quick release ratchet
- I With practical articulated joint
- I Simple and fast operation
- I Soft padding protects against damage
- I Sturdy construction – ideal for e-bikes
- I Universal – suitable for almost all carrier systems
- I Can be retrofitted to existing carrier systems
- I For 30 mm round tube

1750 mm length, incl. 2 wheel chocks with quick-release ratchet. **1629421**

1750 mm length, incl. 3 straps. **1629786**

Fastening bracket for bicycle rail. Suitable for AGITO Top and VELO III. **1629422**



Holding arm universal short. Max. length 390 mm. **1623433**

Holding arm universal medium. Max. length 550 mm. **1623434**

Holding arm universal long. Max. length 710 mm. **1623435**

Holding arm universal XL. Max. length 830 mm. **1623455**

Wheel chock set with quick-release fastener. **1628270**

Secure loads correctly! Information on pp. 62-63.

SPANNFIX

Simply connect the hooks to the lashing eyes and slip the sturdy loops over your scooter's handlebar grips. Lash tightly with the integrated fasteners. **1629352**



STANDARD MOTORCYCLE RACK

Incl. ramp and mounts. Can be retrofitted on almost all SAWIKO carrier systems (except FUTURO, VELO III and AGITO Van).

Motorcycle rack, ramp, mounts. **1628029**

Mounts also available individually. **1885951**



REAR CARRIER ADAPTER SET

For attaching one additional bicycle rail above the light bracket. The adapter can be retrofitted at any time. **1629659 For LIGERO III, AGITO120/150**



ACCESSORIES

EVERYTHING YOU NEED FOR SECURING AND FASTENING

BICYCLE COVER FOR VELO III

Protects your valuable e-bikes from dirt and spray water. The high-quality tarpaulin is pulled over the bicycles from above. It can be lashed at the sides with 2 straps each to prevent flapping. Protection from below is provided by the integrated tarpaulin made of stronger material. It is also firmly lashed down with the integrated straps. **1884915**



Front open



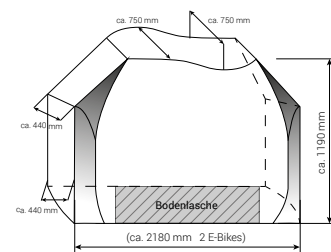
Floor tarpaulin fastening



Securing at the sides



Fastening with rubber cord



CHASSIS ROLLERS – PREVENT DAMAGE

Whoever drives a motorhome with a long overhang combined with a towbar or rear lowering is aware of this problem. Sometimes the ground clearance is sufficient, sometimes the slope angle is cause for concern. At critical points, the rear frame, the exhaust or the bumper of such vehicles comes into contact with the ground – even when unladen. Such situations and the possible follow-on costs that ensue can be avoided with our chassis rollers. The prerequisite for installation is a load-bearing substructure.



1629278 universal, flat version



1629231 universal, high version



FASTENING SET

To secure your scooter perfectly in the garage, you first need a garage base attachment. A holding bar with a cross clamp is mounted on them.

Garage fastening

Item no. 1629393	400 mm length
Item no. 1629245	800 mm length

Holding bar for fastening to round tube with Ø 26.9 mm

Item no. 1882588	400 mm length
Item no. 1882589	600 mm length
Item no. 1882590	800 mm length
Item no. 1629229	Cross clamp complete



LASHING RAIL SET

The universally adjustable lashing eyes (operated by pressure) enable almost any bulky objects to be fastened in the rear garage. The aluminium lashing rails (2,000 x 50 x 11.5 mm) can be easily shortened. To achieve an optically attractive impression, we recommend using the end pieces.

Set scope of delivery:

2 lashing rails, 4 end pieces, 4 lashing eyes, 2 SAWIKO tensioning straps

Accessories:

1 Item no. 1629286	Pressure-adjustable eye
2 Item no. 1629396	End pieces
3 Item no. 1623413	Individual tensioning strap
4 Item no. 1629394	Lashing rail



ACCESSORIES

LIGHT BRACKET AND SPARE PARTS

Light bracket with Roundpoint lights	Silver item no.
Complete with lights	1629437
Without lights	1629652
Left rear light unit	1629653
Right rear light unit	1629654
Number plate light, unit	1629362
Right or left end cap	1629479
Limit light incl. bracket, short	1629262
Limit light 180 mm incl. holder long	1629263

Light bracket 3000	Item no.
Complete with lights (short cable for Mikro II / KAWA II)	1886803
Complete with lights (long cable for AGITO)	1886804
Without lights	1886931
Rear light complete left (Eurofab)	1623198
Rear light complete right (Eurofab)	1623197
Rear light glass, right or left (Eurofab)	1886930
Number plate light, unit	1629362
Right or left end cap	1629479
Limit light incl. bracket, long	1629263
Spare parts Rear lights 2006 - 2011 and Galaxy	
Rear light glass, right or left (2006 - 2011)	1629221
Rear light complete left (2006 - 2011)	1629281
Rear light complete right (2006 - 2011)	1629282
Rear light glass, right or left (Galaxy)	1629415

Light bracket VELO III/AGITO TOP	Item no.
VELO III Complete with lights	1629378
AGITO Top Complete with lights	1885948
Without lights	1629374
Rear light, right	1629270
Rear light, left	1629271
Light bracket mount left	1629632
Light bracket mount right	1629633
Number plate light, unit	1629371
Limit lights 180 mm incl. extendible holder, long	1628020



LIMIT LIGHTS

as LEDs with additional orange indicator light. Article numbers can be found in the tables above.



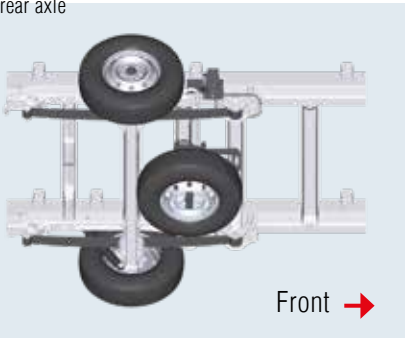
SPARE WHEEL BRACKET FOR FIAT DUCATO




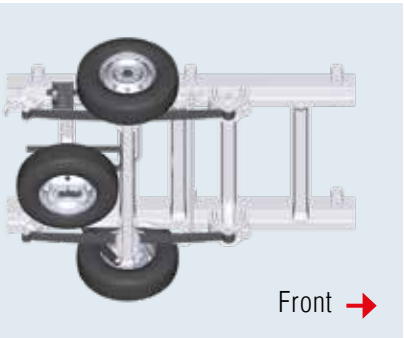
DO YOU KNOW WHERE YOUR SPARE WHEEL IS?

The SAWIKO spare wheel holder offers welcome help in an emergency. The holder is suitable for almost all Ducato 230/244 and X250 vehicles with long, medium and short wheelbase. We offer two variants. Either between the two axles or directly behind the rear axle.

Installation **IN FRONT OF** the rear axle



Installation **BEHIND** the rear axle



Article description	Item no.
FIAT Ducato X250 – Cable winch behind and holder in front of the axle	1629216
FIAT Ducato X250 – Cable winch and holder behind the axle	1629215
FIAT Ducato X250 - Cable winch and holder in front of the axle	1629435
FIAT Ducato X250 – Cable winch in front of and holder behind the axle	1629841
FIAT Ducato X250 – Cable winch (internal) behind and holder in front of the axle	1885818
FIAT Ducato X250 – Cable winch (internal) and holder behind the axle	1885817
For AMC chassis – can only be fitted with sufficient ground clearance	1629811
Steel rim 15" X250/X290 without tyre	1884997
Steel rim 16" X250/X290 without tyre	1884998
Spare wheel valve extension 1200 mm	1882706
Use only possible with original steel rims! Please request our data sheet!	



EASY TO USE

After unlocking, the spare wheel can be rotated down with the cable winch. The bike is now easily accessible. The defective wheel can be locked in reverse order.

CHASSIS COMPONENTS



CHASSIS COMPONENTS

AIR PLUS – COMFORT UPDATE FOR AL-KO REAR AXLES

For AL-KO chassis




MAXIMUM DRIVING STABILITY

The manually regulated Air Plus additional air suspension system for AL-KO chassis enables you to change the rear slope angle. The control panel enables you to easily change the level on the rear axle from the cockpit, raising it up to +40 mm and lowering it down to -50 mm. This enables you to achieve optimum chassis tuning that ensures maximum driving stability.



THE COMPONENTS

- 1 Specially adapted shock absorbers with integrated Cellasto bump stops
- 2 Special air suspension axle guides
- 3 Torsion bars calibrated for air suspension
- 4 Weight-optimised bellow consoles
- 5 Special spring bellows



KIT...

...incl. compressor and cab control panel

- I Compressor
- I Air spring strut left/right
- I Double cab – control panel
- I Double pressure gauge
- I Air lines
- I Mounting materials, installation/operating manual
- I Screw-in regulator to be ordered separately

COMPRESSOR KIT

An ergonomic control panel for the cockpit and compressor is available for the AIR PLUS additional air suspension.



AT A GLANCE

- I The AL-KO Air Plus additional air suspension is available as an optional extra for AL-KO AMC chassis (2- and 3-axle) based on Fiat Ducato, Peugeot Boxer and Citroën Jumper (type X250/X290)
- I Adjustment track in the axle range of the rear axle: raising max. +40 mm / lowering by as much as -50 mm
- I External air supply (e.g. mobile 12 V compressor)
- I 100% maintenance-free
- I Integrated emergency running function

Designation	Suitable for*	Item no.
Air Plus with compressor kit	AL-KO AMC chassis (2- and 3-axle) on Fiat Ducato, Peugeot Boxer and Citroen Jumper (type X250/X290)	
Can only be fitted at the South or North customer centres.		
* Not suitable for vehicles with AL-KO Level Controller (ALC). Please state chassis number when enquiring.		

CHASSIS COMPONENTS

AIR PREMIUM X2 FULL AIR SUSPENSION - FOR DYNAMIC COMFORT




OPERATING UNIT

The fully automatic and maintenance-free Air Premium X2 air suspension system ensures superior suspension comfort at the AL-KO AMC rear axle(s). The rear axle can be raised up to +40 mm and lowered down to -50 mm using the remote control.

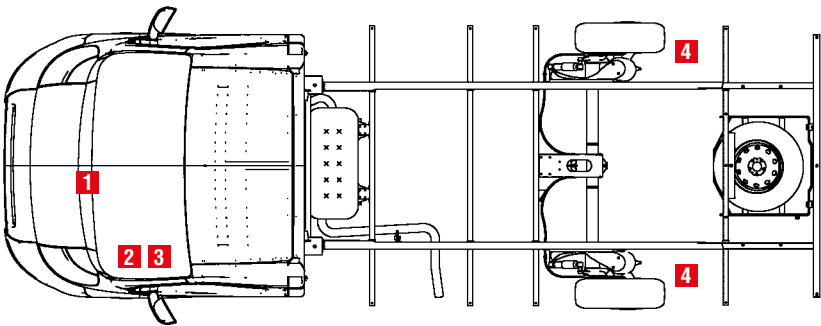

SAFETY WITH COMFORT

The electronic stability programme ESP makes a major contribution to driving safety. The Air Premium X2 also makes motorhomes with ESP more comfortable.



THE COMPONENTS

- 1 Optimally calibrated shock absorbers with integrated Cellasto bump stops
- 2 Special air suspension axle guides
- 3 Torsion bars calibrated for air suspension
- 4 Weight-optimised bellow consoles
- 5 Special spring bellows
- 6 Level sensors
- 7 Maintenance-free Air Premium axle



- 1 Operating unit
- 2 Control electronics
- 3 Maintenance-free Air supply system with integrated control electronics
- 4 Electronically controlled air suspension



AT A GLANCE

- 2-circuit full air suspension for AMC rear axle(s) based on Fiat Ducato, Peugeot Boxer and Citroën Jumper (type X250/ X290). Manual lowering or raising of the vehicle possible up to a speed of 25 km/h
- Adjustment track in the axle range of the rear axle: Raising approx. +40 mm Lowering approx. -50 mm
- Automatic, load-independent level control on the AMC rear axle(s)
- 100% maintenance-free
- Self-sufficient air supply thanks to built-in compressor
- Also for vehicles with ESP

Designation	Item no.
Air Premium X2 single axle – without axle replacement	Var.
Air Premium X2 single axle – with axle replacement	Var.
Air Premium X2 tandem axle – without axle replacement	Var.
Air Premium X2 tandem axle – with axle replacement	Var.
Assembly only possible in the South or North customer centres. Please state chassis number when enquiring.	

CHASSIS COMPONENTS

AIR PREMIUM X4 – HIGH-PERFORMANCE FULL AIR SUSPENSION

4-circuit system for front and AL-KO rear axle



YOU CAN'T GET MORE COMFORT THAN THIS

Front and AL-KO AMC rear axle(s) are equipped with an air suspension for the 4-corner Air Premium X4 full air suspension. This helps to achieve unparalleled suspension comfort. In addition, the vehicle remains at a constant level during a journey – regardless of overall vehicle weight.



Front axle air spring strut



Full air suspension AMC rear axle

AT A GLANCE

- I 4-circuit full air suspension for front and AL-KO rear axle(s) based on Fiat Ducato, Peugeot Boxer and Citroën Jumper (type X250/X290). Manual lowering or raising of the vehicle possible up to a speed of 25 km/h
- I Adjustment track in the axle range of the front axle: Raising approx. +70 mm / Lowering approx. -60 mm
- I Adjustment track in the axle range of the rear axle: Raising approx. +40 mm / Lowering approx. -50 mm
- I Fully automatic level control on the front and AL-KO rear axle(s)
- I Optimum suspension comfort with high driving stability Automatic levelling function – automatic levelling of the vehicle when parked (as part of the axle suspension)
- I 100% maintenance-free
- I Self-sufficient air supply thanks to built-in compressor
- I Also for vehicles with ESP

OPERATING UNIT

You can raise or lower the vehicle while going up to 25 km/h with just the push of a button. So driving onto a ferry is no longer a problem. The automatic levelling function, an electronic spirit level, automatically levels the vehicle when parked.



Designation	Item no.
Air Premium X4 single axle – without axle replacement	Var.
Air Premium X4 single axle – with axle replacement	Var.
Air Premium X4 tandem axle – without axle replacement	Var.
Air Premium X4 tandem axle – with axle replacement	Var.
Changeover X2 to X4. For vehicles with existing 2-circuit system on the AL-KO rear axle	Var.
Assembly only possible in the South or North customer centres. Please state chassis number when enquiring.	

CHASSIS COMPONENTS

ACS – COMFORT SUSPENSION STRUT FOR MOTORHOMES AND VANS

For original and AL-KO chassis



AT A GLANCE

- I Impressive suspension comfort
- I Superior driving stability and increased driving safety
- I Reduction of vibration in the steering wheel
- I Reduced noise in the vehicle interior
- I Raising of the vehicle standing height over the front axle
- I Robustness and durability
- I Completely maintenance-free
- I For 2- and 3-axes
- I Replaces standard original front axle spring strut
- I Available for original equipment and retrofitting
- I Protection of vehicle, structure and load
- I AL-KO Comfort Suspension for motorhomes on AMC chassis X250/X290 and original FIAT chassis
- I Front axle spring struts for the Light and Heavy variants

MORE COMFORT

When it comes to driving pleasure, the body naturally – in addition to performance – plays a central role. A chassis solution is required that offers the highest driving comfort along with enhanced safety, especially on long holiday journeys.

The ACS comfort suspension meets these comfort standards and was specially designed for the high demands of motorhomes. The suspension and absorption are optimised to each other and ensure an increase in driving stability on the front axle. Hard impacts are mitigated significantly and the vibration dampening on the steering wheel decreases driver stress and goes easy on the arms.



ACS for AL-KO chassis	Year of manufacture	Variant	Recommended front axle load range	With strut bearing Item no.	Without strut bearing Item no.
ACS for motorhomes	from 2006	Light	1600 kg - 1850 kg	1 710 038	1 710 620
ACS for motorhomes		Heavy	1800 kg - 2100 kg	1 710 039	1 710 621
ACS for original chassis	Year of manufacture	Variant	Recommended front axle load range	With strut bearing Item no.	Without strut bearing Item no.
ACS for motorhomes	from 2006	Low Weight**	1480 kg - 1640 kg	1 710 287	1 710 624
ACS for motorhomes		Medium Weight***	1640 kg - 1800 kg	1 710 288	1 710 625
ACS for motorhomes		High Weight***	1800 kg - 2100 kg	1 710 305	1 710 626
*Price excludes installation. **Can only be fitted in Light vehicles. ***Can be fitted in Light and Heavy vehicles.					
ACS Fiat, Peugeot, Citroen X250	Year of manufacture	Variant	Permissible front axle load	With strut bearing Item no.	Without strut bearing Item no.
ACS for vans	from 2006	33 Light	max. 1750 kg	1 710 249	1 710 622
ACS for vans		35 Light	max. 1850 kg	1 710 250	1 710 623

CHASSIS COMPONENTS

FULL AIR SUSPENSION 4C SYSTEM – AL-KO CHASSIS

Fiat Ducato X250/X290



ARRIVE RELAXED

Do you ever feel irritated by vibrations in the motorhome body caused by massive potholes, bridge crossings and ruts in the motorway? Don't you wish you could just glide along like a sedan, without sacrificing stability?

Thanks to the 4C full air suspension on the front and rear axles, you can arrive relaxed at your holiday destination without you or your motorhome's body and stability suffering. The suspension components of the 4C Full Air Suspension have been developed for the sole purpose of making your journey as comfortable as possible.

AT A GLANCE

- I Level sensors constantly monitor the load status
- I Vehicle weight is constantly monitored. The central control takes over the automatic adjustment
- I Wired remote control with automatic levelling function. This automatically aligns the vehicle within the boundaries of the suspension travel
- I Vehicle can be lowered by approx. 60 mm
- I Vehicle can be raised by approx. 30 mm at a speed of up to 30 km/h – this prevents the vehicle from touching down
- I The vehicle can be raised or lowered in the longitudinal and transverse direction. For example, to empty the waste water tank, for ferry access or when driving into a carport

FullAir AL-KO Chassis	Year of manufacture	Version	Item no.
Fiat Ducato X250/X290 (Single axle) 35 Light - 40 Heavy	from 2006	Comfort-Camp 4C Consisting of 2 high-quality conical bellows each on the front and rear axle, specially calibrated shock absorbers on the front axle, 4 level sensors, compressor box and cable-connected control unit.	Var.
Fiat Ducato X250/X290 (tandem axle) 35 Light - 40 Heavy	from 2006	Comfort-Camp 4C Consisting of 2 high-quality conical bellows each on the front and rear axle, specially calibrated shock absorbers on the front axle, 4 level sensors, compressor box and cable-connected control unit.	Var.
AutoLevel option		Enables automatic levelling when stationary, within the boundaries of the available suspension travel.	1886447




COIL SPRINGS

Fiat Ducato/Peugeot Boxer/Opel Movano A/Nissan Interstar X70

FOR CONSTANT HIGH LOADS

Reinforced coil springs are used for constant high loads. The front axles of motorhomes in particular are at the load limit. This is due to the fact that the suspension of the chassis is designed for a so-called interchangeable load by the vehicle manufacturer, which means: Full load and empty hard. The manufacturer wants to achieve a good suspension result in either state. In the case of motorhomes, however, we are talking about a constant high axle load, which stresses the suspension in such a way that the suspension travel shrinks and may sag, especially at bridge crossings and ruts on the motorway. With many motorhomes, it should be noted that a wheelbase extension, such as that offered by AL-KO, puts even more stress on the front axle. The front axle is raised by approx. 45-60 mm by the reinforced coil springs, which improves ride comfort, stability and safety, as well as appearance. Increasing the suspension travel creates elasticity, which is gentle on the vehicle body and passengers.



- I Advice and support
 - I Vehicle stability
 - I Payload increases
 - I Homologation service
 - I Vehicle tests
- For information on loading options, please visit www.wdt-services.com



Front axle coil springs	Year of manufacture	Version	Item no.
Fiat Ducato X250/X290, Peugeot Boxer, Citroën Jumper	from 2006	30/33/35 Light	1886478
		35/40 Heavy (from 2000 kg actual front axle load)	1629457
		35/40 Heavy comfort (min. 1600 kg actual front axle load)	1886465
Fiat Ducato 230/244, Peugeot Boxer, Citroën Jumper	1994 - 2006	10/14/15 light	1886477
		18 heavy (maxi)	1629298
Renault Master III, Opel Movano A, Nissan Interstar X70	from 2010		1886471

SUPPORT SYSTEMS



SUPPORT SYSTEMS

HY4 – THE UNIQUE HYDRAULIC SUPPORT SYSTEM

For motorhomes up to 6.0 t



CLEAN AND SPACE-SAVING

In contrast to other support systems, where the steady legs are supplied via long hydraulic lines by a centrally installed pump with an oil tank, each HY4 support, which weighs 68 kg, has its own pump unit. This can be mounted flexibly in the vicinity of the support. This not only reduces installation costs, but also means that holes are no longer needed in the vehicle interior.

Once purchased, the HY4 support system can be easily removed when replacing a vehicle and then fitted to the new vehicle. AL-KO HY4 comes with the usual, excellent AL-KO quality, is durable, robust, maintenance-free and quiet.

The AL-KO HY4 and HY2 are the first hydraulic levelling support systems to receive a clearance certificate from Mercedes-Benz. This certifies the safeguarding of Mercedes-Benz brand values and basic vehicle characteristics with regard to safety, operational stability, driving dynamics, assistance systems, legal requirements and other important features. True to the AL-KO brand promise 'Quality for life', our engineers think even further ahead.



HY4 AT A GLANCE

- ! Maximum operating safety
- ! Drive-off protection
- ! System reports whether levelling is possible
- ! Freely programmable additional functions
- ! System can be transferred when changing vehicles
- ! Compatible with Air Premium X2/X4 full air suspension
- ! Child safety lock and anti-theft protection
- ! No break-through in the superstructure required
- ! Does not effect leak proof guarantee



The modern HY4 hydraulic support system from AL-KO is available for almost all standard motorhomes and vans on the market.

EVERYTHING IN BALANCE – SUPER FAST & SUPER EASY.

No more inclined angles, no more unsteady ground under the feet. With HY4, the innovative support system from AL-KO, you can level your motorhome quickly and easily in the desired standing position. Wherever you are, wherever you stop. At the push of a button.



Designation	Part no.
HY4 X250 AL-KO chassis standard kit AHS 317 – cylinder length front & rear 327 mm	1 710 658
HY4 X250 AL-KO chassis special kit low AHS 277 – cylinder length front 327 mm, rear 277 mm	1 710 851
HY4 X250 AL-KO SLC Chassis	1 710 895
HY4 X250 Fiat original chassis EHA – installation behind the rear axle outside	1 710 852
HY4 X250 Fiat original chassis EHI – installation connection in front of or behind the rear axle inside	1 710 853
HY4 Mercedes-Benz VS30 AL-KO AMC chassis*	1 711 116
HY4 Mercedes-Benz VS30 AL-KO SLC chassis*	1 711 122
HY4 Mercedes-Benz VS30 FWD original chassis*	1 711 159
HY4 Mercedes-Benz VS30 RWD original chassis*	1 711 260
HY4 Mercedes-Benz VS30 RWD 5.0to. Original chassis*	1 711 329
HY4 Mercedes-Benz VS30 RWD van*	1 711 324
Please ask for our dimension sheet when ordering so that we can supply you with the right HY4 system. * With clearance certificate from Mercedes-Benz	

SUPPORT SYSTEMS

HY4 – WEIGHING FUNCTION



AL-KO 2Link app



HY4 control



weighing function

WEIGHING FUNCTION AND APP CONTROL

The new weighing function for the AL-KO HY4 makes incorrect loading and dangerous overloading of motorhomes and vans a thing of the past. The system measures the gross weight and the respective axle load via measuring points on the longitudinal and transverse axes. This makes complying with weight limits easy and ensures payloads in the vehicle are optimally stowed.

Control and display are via the AL-KO 2LINK app, which can be downloaded free of charge onto your own smartphone. This is based on

installing the AL-KO 2LINK box with a Bluetooth interface. Following this upgrade, it is even possible to level the vehicle via the 2LINK app. The smartphone user interface is similar to the standard remote control interface, and thus still very easy to use.



Designation	Part no.
HY4 weighing function*	1 732 775
*HY4 weighing function can only be installed with AL-KO service tool.	

HY2 – THE PRACTICAL ENTRY-LEVEL MODEL



PROVEN AL-KO TECHNOLOGY

Like the fully automatic HY4 levelling support system, the 'little brother' also impresses with perfect vehicle support, anti-theft protection and, most importantly, the tried and tested concept of the decentralised pump units on each steady leg. At the same time, the AL-KO HY2 has a significantly lower weight of just 34 kg and represents a cost-effective alternative to the system with four supports.

AL-KO HY2 guarantees maximum operating safety: the two supports extend automatically and ensure absolute

stability. The vehicle's alignment can be programmed via the vehicle's transverse axis. If required, the support can also be optimised by manually operating the steady legs. A freely programmable memory space is available for individual adaptation.



HY2 AT A GLANCE:

- Maximum operating safety
- Drive-off protection
- System can be transferred when changing vehicles
- Compatible with Air Premium X2/X4 full air suspension
- Child safety lock and anti-theft protection
- No breakthrough in the superstructure required
- Does not affect leakproof guarantee
- Automatic vehicle support on the rear or front axle
- Operation via intuitive remote control
- One freely programmable memory space
- Retrofitting to HY4 possible
- Available for FIAT Ducato, Peugeot Boxer and Citroen Jumper independent of chassis

Designation	Part no.
HY2 X250 AL-KO chassis standard kit AHS 317	1 711 206
HY2 X250 AL-KO chassis special kit low AHS 277	1 711 207
HY2 X250 AL-KO SLC chassis	1 711 210
HY2 X250 Fiat original chassis EHA - installation behind the rear axle outside	1 711 208
HY2 X250 Fiat original chassis EHI - installation connection in front of / behind the rear axle inside	1 711 209
HY2 X250 front / front installation	1 711 218
HY2 Mercedes-Benz VS30 FWD AL-KO AMC chassis*	1 711 309
HY2 Mercedes-Benz VS30 FWD AL-KO SLC chassis*	1 711 313
HY2 Mercedes-Benz VS30 FWD original chassis*	1 711 315
HY2 Mercedes-Benz VS30 RWD original chassis*	1 711 317
HY2 Mercedes-Benz VS30 RWD original chassis*	1 711 319
X250 HY2 to HY4 conversion kit	1 711 224
Please ask for our dimension sheet when ordering so that we can supply you with the right HY2 system. * With clearance certificate from Mercedes-Benz	

SUPPORT SYSTEMS

THE LEVELLING SYSTEM FOR MOTORHOMES – levelIM



HYDRAULIC POWER

E&P has been focusing on hydraulic systems with a great deal of success for many years. E&P's standard hydraulic levelling system set consists of four supports that can each lift a load of two tonnes. This carrying capacity is more than sufficient for many motorhomes. But E&P also supplies support systems for heavier motorhomes, horse and race car transporters up to 28 tonnes permitted gross weight.

Touchpad (optional)



SIMPLE CONTROL

Control of the E&P systems is very simple and intuitive thanks to the printed symbols. The control panel is installed at an easily accessible point and is self-explanatory. At the press of a button, the system positions the vehicle fully automatically in the horizontal. Alternatively, the hydraulic cylinders can be actuated manually in order, for example, to be able to load a motorcycle carrier more easily. LevelIM can also optionally be controlled via a wireless touchpad or, after installation of a Wifi module, via the E&P app.

E&P app



Operating unit



- ### AT A GLANCE
- For motorhomes with a permissible gross weight of 3.5 to 28 tonnes
 - System consists of 4 hydraulic supports
 - Exactly horizontal in 120 seconds
 - Available with different stroke lengths
 - Drive-off protection – the system only works with ignition switched off
 - Hydraulic pump driven by a powerful motor (12 V / 24 V)
 - Fully automatic levelling at the push of a button
 - Semi-automatic operation of support pairs is also possible
 - Emergency operation in the event of a power failure
 - Lowering the supports in pairs to avoid tension on the body or superstructure
 - Stainless steel base plate as standard
 - Easy to operate via control panel, wireless touchpad or smartphone app
 - Can be combined with full air suspension 4-C system from VB and AL-KO
 - Recommended by leading motorhome manufacturers

Overview of levelIM fully automatic support systems	Item no.
2.0 t support system / x250 AL-KO	Var.
2.0 t support system / x250 Flabo	Var.
2.0 t support system / x250 EC	Var.
2.0 t support system / Ducato 230/244 AL-KO	Var.
2.0 t support system / EC 230/244	Var.
2.0 t support system / Sprinter 3.5 t with single tyres*	Var.
2.0 t support system / Sprinter 4 t with double tyres*	Var.
2.0 t support system / NCV 3.5 t with single tyres*	Var.
2.0 t support system / NCV 3.5 t with single tyres AL-KO*	Var.
2.0 t support system / NCV 5 t with double tyres*	Var.
2.0 t support system / IVECO 35-50C	Var.
3.5 t support system / IVECO 60C-70C	Var.
6 - 10 t support system	Var.
Optional Wifi module for E&P app	4100724
Optional touch panel (standard control panel omitted)	4100926
Support system consisting of: 4 vehicle-specific supports, hydraulic unit, fully automatic control unit, operating unit, hose/connection material	
* With clearance certificate from Mercedes-Benz	

SUPPORT SYSTEMS

CLICKFIX STEADY LEGS – COMFORTABLE AND FAST

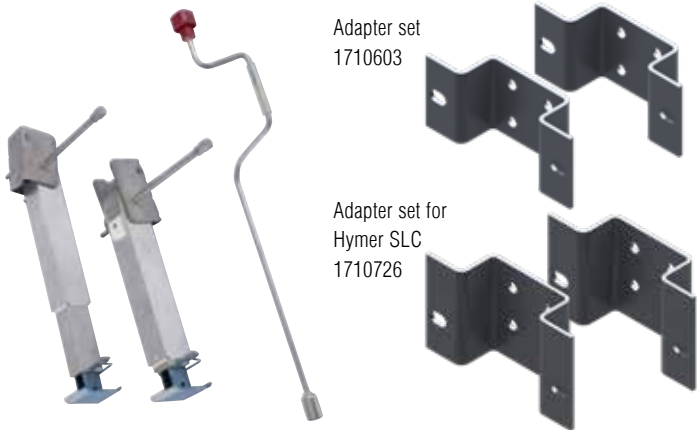


EASY ASSEMBLY

The mechanical steady legs can be easily mounted on vehicles with AL-KO frames or frame extensions. Half a turn is enough to quickly bring the support into a vertical position. The descent is also quick and easy – crank the support upwards and with the last turn the support is automatically pivoted up and locks into place.

AT A GLANCE

- I Comfortable and fast – half a turn to the support position is enough
- I Robust – for firm and secure footing
- I Independent tensioning of the steady leg while winding up
- I Free pivoting mechanism
- I Main components of aluminium
- I Problem-free mounting on AL-KO frames or frame extensions
- I Load capacity static 1000 kg / dynamic 500 kg



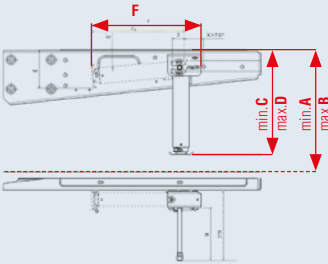
Adapter set 1710603

Adapter set for Hymer SLC 1710726

Required frame height		Support dimensions		Mounting dimensions						Drive shaft length	Weight**	Part no.
min. A	max. B	min. C	max.D	E	FB	F	G	H	I	M	Set in kg	
310	424	281	445	140	302	364	40	41.5	45	200	7.2	1 239 362
320	440	297	464	142	320	382	40	41.5	45	200	7.3	1 239 363*
420	624	397	654	150	419	481	40	41.5	45	200	8.4	1 239 364*
460	710	446	744	155	469	531	40	41.5	45	200	8.9	1 239 365*

* Supports can be manually adjusted in length via a cotter pin. ** For complete support set (two pieces) incl. screw/mounting material (0.8 kg).

ClickFix steady leg accessories	Net weight in kg	Part no.
Galvanised extending crank 665 mm long	0.6	205 520
Galvanised extending crank 865 mm long	0.8	267 363
Adapter Click Fix attachment kit		1710603
Adapter Click Fix Hymer SLC attachment kit		1710726

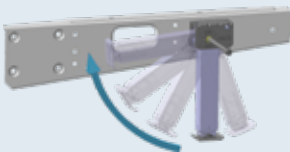


Selection of the appropriate support:

- I Determine frame height **A** when loaded.
- I Select the appropriate support with the determined value in the ordering overview.
- I The selected support requires a certain working area **F**, which must be free on the vehicle.

The free pivoting mechanism

If the motorhome is moved despite the support being extended, it will automatically fold forwards or backwards to prevent possible damage to the support or vehicle.



MOCA SUPPORT – OPTIMAL PRICE-PERFORMANCE RATIO

FOR THE REAR AXLE WITH UNIVERSAL ATTACHMENT

Our highly popular manual steady leg system enables the support of most motorhomes. MOCA has a maximum lifting capacity of 500 kg per support.

EASILY MOUNTED


Two supplied universal attachment adapters are simply attached to the chassis at a suitable place. The support (available in two lengths) is screwed onto these adapters. With the help of a plug-in system, floor unevenness can be quickly and effectively levelled out. The supplied crank is plugged onto the drive shaft and the support can be cranked downwards at right angles.

MOCA FRONT AXLE STEADY LEGS


The supports differ from the normal support in that they have an adjustable universal shaft as standard. This ensures flawless handling (see detail photo).

AT A GLANCE

- I Lifting force 500 kg per support
- I Dirt-protected pivoting mechanism
- I Hot-dip galvanised support element
- I Extended crank handle, 850 mm
- I With universal attachment adapter



Scope of delivery set for rear axle:
2 supports, 1 crank,
2 fastening brackets



Scope of delivery set for front axle:
2 supports, 1 crank,
adapter for front axle



SUPPORT BRACKETS



Support bracket set for mounting on the longitudinal member, open on the outside. E.g. for RA030. 1884571



Support bracket set for mounting on Fiat chassis 1884572

Designation	Special notes	Item no.
2 "MOCA" universal	supports for 290-490 mm	1629224
2 "MOCA" universal	supports for 330-530 mm	1629225
2 "MOCA" supports	for Euro-Chassis 230 / 244 / X250 (front axle)*	1629391
2 "MOCA" supports	for Ford flat-bottom chassis from production date 03 (front axle)	1629392
Other holder types for the rear axle on request! *Not possible for Peugeot and Citroen Euro 6 with Adbluetank.		

SUPPORT SYSTEMS

AREX LIGHT II – THE PLASTIC LIGHTWEIGHT



Double telescopic:
From 310 – 510 mm
Weight 2.2 kg per support
Working stroke 220 mm
Load capacity 500 kg
1629789

Single telescopic:
From 310 – 430 mm
Weight 1.9 kg per support
Working stroke 155 mm
Load capacity 500 kg
1629788

External
deflection

LIFTING WITH EASE

As with all our products, this telescopic support will wow you with its extreme user-friendliness. The support set has an extremely low weight of less than 4 kg per pair (single telescopic version). Thus there is a weight saving of up to 50% compared to steel supports. Naturally, the AREX Light II plastic steady leg also provides an absolutely secure footing and is thus the easiest way to securely support your vehicle. Last but not least, this support is also ensured by an aluminium vehicle connection and a hardened and galvanised steel spindle.

AT A GLANCE

- I Outstanding look
- I Low weight of less than 4 kg per pair
- I Use of leading-edge materials such as fibre-reinforced plastic and aluminium
- I Impresses with particularly low weight
- I Very easy mounting
- I Special dirt-resistant protective cap
- I Available in two sizes
Single and double telescoping

Scope of supply

- I 2 supports
- I Crank, 880 mm long
- I Mounting material



THE TELESCOPIC FUNCTION



Place crank on hexagon and crank



Crank until support is in vertical position




Support automatically extends telescopically.



Crank until the stand is on the ground.

SUPPORT BRACKETS

For bridging e.g. edges in the longitudinal member.
1628016 incl. mounting material



CARAVAN ACCESSORIES

AL-KO
QUALITY FOR LIFE



DRIVING SAFETY

ATC – AL-KO TRAILER CONTROL THE INNOVATIVE ANTI SNAKING SYSTEM

HOW THE ATC WORKS

There are situations which any driver dreads: The caravan starts to lurch in a gust of wind, from wind pressure when overtaking or a sudden evasive manoeuvre. In the worst case scenario, the caravan starts to snake and causes an accident. AL-KO offers an anti-snaking system with the ATC, which – similarly to ESP in cars – registers swaying movements on the caravan axle using a lateral acceleration sensor. A tolerance range for permissible lateral movements is stored in the system. If this is exceeded, the ATC intervenes before the caravan is able to snake. The Bowden cables tighten causing the wheel brakes to be applied. The vehicle combination is stabilised and is guided back into the lane. Braking by the AL-KO Trailer Control is gentle, but still noticeable to the driver. The brake lights do not light up.

Please note that the ATC does not influence the critical speed range for your caravan. It therefore does not affect the new requirements for a 100 km/h speed limit for caravans and other trailers.

THE ATC FOR FLEXIBILITY

You can use AL-KO Trailer Control for all caravans with an AL-KO chassis from a production date of 1998. Installation can be undertaken by more than one hundred AL-KO retailers in Germany. The ATC is connected to the junction box of the trailer and is thus powered. An operational check is automatically performed when the junction box is connected. A green LED on the start-up device indicates operational readiness. In contrast, connection to a 7-pin plug is not possible. Once installed, no maintenance is required for the AL-KO ATC.



A clearly visible green LED indicates that the emergency system is fully functional.



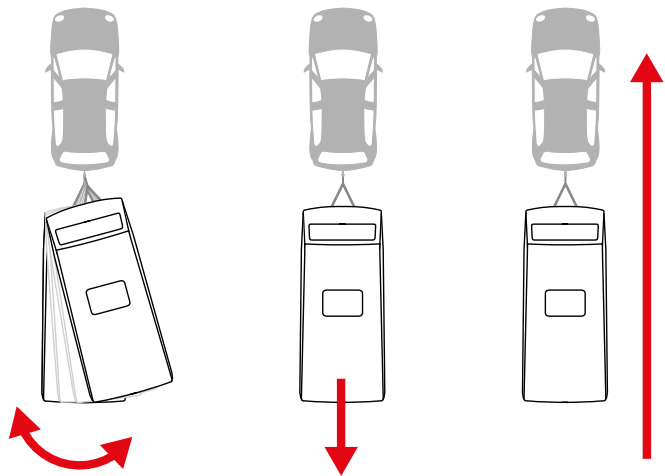
YOUR ADVANTAGE

- Works earlier and more effectively than stabilisation systems in the towing vehicle
- Constantly controls the caravan's lateral movements! Intervenes gently to restore stable driving condition
- Use up to gross weight of 3.5 tonnes
- Optimised weight & design
- Horizontal installation (installation space and ground clearance)



The emergency system reacts automatically when the vehicle combination's swaying exceeds limit values.

- Sensors react even to slight lateral accelerations.
- The caravan immediately brakes automatically.
- By braking, the caravan pulls itself back on track, so there is little danger of a rear-end collision due to sudden and violent braking, as well as no effect on overtaking manoeuvres.



The driving response of the caravan is constantly monitored by the ATC. Sensors detect dangerous lateral movements directly on the caravan axle, even before an ESP system for trailers installed in the car is able to sense the pendulum movement. The caravan will immediately – without any action on the part of the driver – brake gently and return to a stable driving condition.



AL-KO chassis	Gross weight min. – max. kg	Unladen weight min. kg	Item no.
	750 – 1,300	500	1732871
	1,301 – 1,500	1,000	1732872
	1,501 – 1,800	1,100	1732873
	1,801 – 2,000	1,300	1732874
	2,001 – 2,500	1,600	1732875
	2,501 – 3,000	2,000	1732876
	3,001 – 3,500	2,500	1732877
	1,300 – 1,600	1,000	1732878
	1,601 – 2,000	1,200	1732879
	2,001 – 2,500	1,600	1732880
	2,501 – 2,800	1,800	1732881
	Gross weight min. – max. kg	Unladen weight min. kg	Item no.
	750 – 1,300	500	1 225 429
	1,301 – 1,600	800	1 225 430
	1,601 – 1,900	1,000	1 225 431

ATC installation in Hobby caravan (from model year 1997) with Knott axle.

DRIVING SAFETY


AAA PREMIUM BRAKE – THE HIGH-PERFORMANCE BRAKE



FOR YOUR VEHICLE'S SAFETY

Perfectly working brakes are paramount to the safety of a vehicle. The shorter the braking distance, the lower the risk of an accident. A couple of centimetres can make all the difference where the braking distance is concerned and may result in a rear-end collision in a risk situation. In order to guarantee that your brakes work perfectly, these must be precisely adjusted. Your brakes may gradually have excess play as a result of use and wear. The AL-KO AAA automatic brake adjustment prevents this from occurring. The Automatic Adjustment System always steps in when the brakes have too much play and readjusts them. The wheel brake works as usual and is only extended by the adjustment function. This allows you to decrease braking distance and increase driving safety. The wheel brake continues to work in a reliable manner: The robust system remains unchanged up to the adjustment function.

Our tip: Change over to the AAA Premium Brake the next time you change your brake pads, if not before!



WITH AUTOMATIC READJUSTMENT

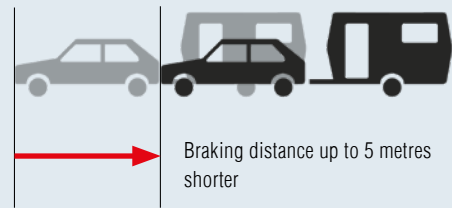
- | The proven wheel brake with its far above-average braking values is supplemented by the automatic adjustment function
- | The adjustment is deactivated when reversing, thus preventing the brake from being blocked
- | Suitable for wheel brake type 2051 and 2361 and therefore for most caravans with AL-KO axles
- | Quick and easy changeover by pre-mounted AL-KO screw system in AL-KO axles

YOUR ADVANTAGE

- | **Greater driving safety** thanks to up to 5 m shorter braking distance
- | **Greater driving comfort** through smooth braking without jolting when setting off
- | **Lower maintenance costs** due to extended service intervals + elimination of the first workshop interval after 1,000 km
- | **No renewed presentation to TÜV** required following installation



Designation	Item no.
Scope of supply: Compl. set for wheel brakes with bolted standard brake back plate from 1999.	
Wheel brake 2051 (SA up to 1,500 kg / TA up to 2,800 kg)	1 730 026
Wheel brake 2361 (SA up to 2,000 kg / TA up to 3,500 kg)	1 730 298



SHORTER BRAKING DISTANCE, MORE SAFETY

Every metre of shorter braking distance is a “bonus” where safety is concerned. The AAA Premium Brake automatically readjusts the brake as soon as there is too much play. Optimally set brakes ensure the best possible performance and the braking distance is thus shortened.

MANOEUVRING

MAMMUT / MAMMUT TANDEM – STRONG AND PRECISE WITH THE TEST WINNER

FINGERTIP MANOEUVRING

Only the AL-KO MAMMUT offers a caravan manoeuvring system with joystick control. Contrary to button operation, you can use one hand to easily steer, accelerate and brake.



PLAYING IT SAFE

The system must be paired to prevent inadvertent operation. The remote control is simply held against the sensor on the drawbar to activate the system.



5

Jahre Garantie

gemäß AL-KO Garantiebedingungen

years warranty

according to AL-KO warranty conditions



360° turns

Soft start
Soft stop

Obstacles
up to 4 cm

Gradients
up to 28%
(single axle trailer)

Infinitely
variable
control



More ground clearance with an AL-KO chassis with the embossed "M" (single axle trailer from model year 2010, tandem from model

The sturdy aluminium housing of the MAMMUT is spray water-proof (IP65) and guarantees reliable function at all times even under adverse conditions.

Powerful, robust, compact: Powerful electric motors in each drive move the caravan wheels.






OPTIMUM GRIP

Two motors are integrated into every drive unit: one for the positioning drive and one for the wheel drive. One push of the button on the remote control and the sturdy sandblasted drive rollers mounted in double bearings press against the tyres. The permanent electronic control of the contact pressure ensures optimum grip under all conditions. The second motor in the drive housing is responsible for the wheel drive.



Type	Weight kg	Part no.	
M20	32	1 730 367	
S21	42	1 730 368	
S22	42	1 730 369	
Max. perm. gross caravan weight 2.5 t max. climbing power (gross weight): 10% (2.5 t) / 15% (2.0 t) / 17% (1.8 t) / 28% (1.2 t)			

Type	Weight kg	Part no.	
TM400	67	1 730 287	
TM410	77	1 730 288	
TM420	77	1 730 289	
TM401	74	1 730 238	
TM402	74	1 730 054	
TS411	84	1 730 237	
TS412/TS421	84	1 730 233	
TS422	84	1 730 049	
Max. perm. gross caravan weight 3.0 t max. climbing power (gross weight): 15% (3.0t)			

MANOEUVRING

THE CLEVER MANOEUVRING SYSTEM



AL-KO QUALITY AND DESIGN AT AN AFFORDABLE PRICE

The powerful entry model for single axle caravans up to 1.8 t and tandem caravans up to 2.5 t. Manoeuvring without needing anyone's help. Even on uneven terrain.

- I AL-KO quality and design
- I Climbing power up to 18% (long gradient) / over 18% (short gradient, e.g. drive-on ramps)
- I Perfect and tested AL-KO CHASSIS connection from Europe's chassis market leader
- I Soft start and soft stop
- I Ergonomic remote control with lanyard
- I Suitable for almost any caravan up to 1.8 t (single-axle) or 2.5 t (tandem)
- I Protected mechanical system
- I Worldwide service network
- I 5-year warranty (as per AL-KO warranty conditions)



360°
turns



Soft start
Soft stop



Obstacles
up to 2 cm



Gradients
up to 18%

Type	Weight	Part no.			
S21 single axle trailer	37 kg	1 731 051			
TS411 tandem	74 kg	1 731 211			
Add-on kit for variant S/TS*		Contents	MAMMUT	RANGER	Part no.
Add-on kit AL-KO Vario III AV / IV AV (installation behind the axle, reinforcement of frame profile 2 mm)		2 reinforcement plates with fixing bolts	X	X	1224882
Add-on kit AL-KO Vario III AV / IV AV (installation in front of the axle, overlapping adapter)		2 adapter plates with fixing bolts	–	X	1731042
Add-on kit AL-KO Vario II (installation in front of the axle, overlapping adapter)		2 adapter plates with fixing bolts	–	X	1731044
Add-on kit for frame height (X) less than 185 mm and more than 150 mm		3 x 2 spacer plates each 10 mm with fixing bolts	X	–	1224883
Add-on kit for frame height (X) less than 193 mm and more than 147 mm		2 spacer plates each 15 mm with fixing bolts	–	X	1731063

Our tip:

RANGER and UP4 are unbeatable in a package because both systems can be operated with just one remote control!



PARKING

UP4 – THE ELECTRONIC SUPPORT SYSTEM



AN EVOLUTIONARY STEP AHEAD

UP4, the new electronic support system for caravans up to 2.5 t is carefully designed right down to the last detail. And the best of all: UP4 can be retrofitted on your AL-KO CHASSIS at any time.



I One step faster

No matter how fast you can crank: The UP4 electronic support system does it faster. And more conveniently.

I One step more comfortable

Simply extend and adjust the supports by remote control. Spares your back. And your nerves.

I One step more stable

The UP4 lets you level out unevenness electronically and comes with BIG FOOT already included too. For secure positioning and more stability, whatever the ground.

I One step more intelligent

Combine the UP4 with the RANGER: So in future you can park and manoeuvre elegantly with a single remote control.

MODERN SETUP WITH THE UP4 COMPLETE PACKAGE

I Electronic support system

All 4 supports can be easily extended with the help of the high-quality electronic drive. Especially practical: The system is suitable for caravans up to 2.5 t and offers long-term corrosion protection thanks to hot-dip galvanisation. The electric drive is additionally protected by a plastic cover. And for extra anti-theft protection, there is a special spindle end on the supports that can only be operated with a special adapter.

I Big Foot

The premium supports are equipped with the Big Foot from AL-KO. It guarantees optimum standing on every campsite – without slipping or sinking in. Well thought-out: When driving, the steady foot folds up flush with the lower base to save space.

I Combination remote control

The remote control lets you conveniently control the electronic drive at the touch of a button. After extending the supports, you can control them individually to adjust the level. Ideal in combination: The Ranger manoeuvring system can be controlled with the same remote control.

SCOPE OF SUPPLY

- I 4 premium supports incl. drive, Big Foot, ground rail for reinforcement
- I 4 bearing bushes
- I 1 adapter as anti-theft protection to prevent unauthorised manual resetting
- I 1 remote control with lanyard and holder
- I 1 control unit
- I Battery disconnection switch with key
- I Mounting material incl. cable sheath
- I Operating and installation instructions



Technical data		
Power supply	12 V DC	
Average current consumption	6 amps	
Maximum current consumption	24 amps	
Remote control transmitter frequency	868 MHz	
Additional weight	approx. 17.5 kg System weight approx. 40 kg (without battery)	
Caravan min. permitted gross weight	800 kg	
Caravan max. permitted gross weight	2500 kg	
Supports power source (battery)	12V, 20Ah (min.)	
Remote control power source (battery)	PP3 9V	
Designation	Additional weight kg	Part no.
UP4	approx 17.5 System weight approx. 40 kg (without battery)	1731376

SUPPORT SYSTEMS

THE CARAVAN LEVELLING SYSTEM – levelC



levelC scope of delivery:
4 x hydraulic AL-KO Big Foot supports
2 x hydraulic supports for the axle
1 x control panel

E&P app



Touchpad (optional)



LEVELLING IN JUST TWO STEPS

With the E&P levelC, 2 axle supports are mounted for transverse levelling. These two supports bear the full weight of the caravan. The standard corner steadies are replaced by 4 hydraulic AL-KO "Big Foot" supports to level the caravan in the longitudinal direction. The caravan is then level and steady within 2 minutes – fully automatically.

Caravan owners always have to pay attention to the limited payload when choosing accessories. Through the selective use of lightweight materials, the E&P levelC design engineers were able to limit the additional weight of the complete hydraulic system to just 20 kilograms compared with the standard crank supports.

AT A GLANCE

- I Level in 2 minutes
- I Steady and secure positioning
- I Immediately ready for use
- I For single-axle and tandem-axle caravans up to a gross weight of 3 tonnes
- I Fully automatic or manual lifting
- I Maintenance-free
- I Fully hydraulic
- I Protects the frame and body
- I Extremely light, only approx. 20 kg extra weight
- I Anti-theft protection

Designation	Special notes	Item no.
levelC caravan levelling system	Hydraulic support system with 6 supports	Var.
Caravan emergency operation	Emergency release for raising the supports by hand	4100793
Optional Wifi module	For support system with 6 supports	4100724
Optional touch panel (standard control panel omitted)		4100962
Only for assembly in the AL-KO customer centres.		

PAYLOAD INCREASES

FOR CARAVANS



YOUR CONTACT FOR AN INITIAL CONSULTATION

If you need a payload increase for your caravan, please contact us. With decades of experience, we guarantee expert advice and an optimal solution for your needs.

In order to provide you with a concrete offer, we need detailed information about your caravan (see page →, right).



Philipp Dödtmann
Sales

Caravan payload increase
Tel.: +49 54 93/99 22 32
philipp.doedtmann@sawiko.de

NO WEIGHT PROBLEMS

Camping furniture, awning, gas bottles, fresh water and everything else you carry on your holiday trip will quickly push your caravan's permissible gross weight, which you can find in the vehicle registration document, to its limits. Your caravan is overloaded! Not only does exceeding the permissible gross weight result in severe penalties, but your insurance cover will also be invalidated in the event of an accident.

A payload increase can help you relax and enjoy your holiday trip, without having to worry about being caught with an overloaded caravan.



PAYLOAD INCREASE IN 3 STEPS

Would you like to have a payload increase? To increase your caravan's permissible weight, there are a few things to consider. For example, modifications must be made to the body and additional or reinforced suspension elements must be fitted. On some caravans, the standard rims must be replaced with special aluminium rims and the corresponding tyres.

Here we explain the rest of the procedure step by step.

1. Clearance certificate and type plate from the body manufacturer

First of all, the new desired gross weight must be approved. To do this, enquire with your caravan's body manufacturer about the possibility of an payload increase for this weight. As a complete vehicle manufacturer, they can examine the request from a technical point of view. If you subsequently receive confirmation from the body manufacturer, you can then use this clearance certificate to request the payload increase from AL-KO. After the conversion has been carried out at AL-KO, you can apply for a modified type plate with the corresponding proof of the new gross weight from your body manufacturer.

WHY INCREASE THE PAYLOAD?

- I Dynamic driving safety buffer, as the limits of the body are shifted
- I Increased holiday comfort thanks to more luggage – higher load capacity. You can easily determine this by subtracting the unladen weight from the gross weight
- I Caravan accessories can be retrofitted, e.g. AMS Mammut Manoeuvring system, support systems, awning, etc.
- I You can save yourself from strict police checks, even abroad

Attention, there is a risk of forced unloading by the police in other countries. The extra load must be unloaded and left behind as scrap waste.

2. How much does a payload increase cost?

A payload increase can be more or less technically complex depending on the caravan and the increase in gross weight, as it can involve: Reinforcement or replacement of the axle, frame elements or overrun device up to complete replacement of the entire body. Therefore, a payload increase can cost between approx. €2,000 and €5,000, depending on the complexity. This often offers an interesting and sustainable alternative to buying new.

3. Get a quote for my caravan

If you have decided to increase your caravan's payload, we will need your caravan's details. Fill out our form now to receive an individual offer.

TRAILERS



TRAILERS

WHEELY / WHEELY DUO



COMFORT ON TWO WHEELS

WHEELY stands out in any conceivable situation with its universal usability. Its sophisticated flexibility ensures the highest level of holiday comfort.

INSPIRING FUNCTIONS

The modular WHEELY is equipped with well thought-out and inspiring functions. As universal as a Swiss army knife, it can be individually equipped for every purpose and every situation. With the possibility of weight transfer, the motorhome is even relieved. Optional conversion kits such as storage boxes or drop sides extend the range of applications. A completely hot-dip galvanised frame and aluminium anodised components guarantee durability and driving pleasure.

TECHNICAL DATA

- I Usable area: 2000x800 mm
- I Light bracket can be extended by 300 mm (optional)
- I Loading height: approx. 620 mm
- I Unladen weight without accessories: approx. 215 kg
- I Perm. gross weight: 750 kg
- I Total length unbraked: 1900 - 2500 mm
- I Total length braked: 2100 - 2700 mm
- I Total width: approx. 2250 mm
- I 100 km/h permit possible
- I also available in a braked version up to 950 kg

Item name	Item no.
Wheely without conversion kit, 750 kg unbraked	1629257
Wheely without conversion kit, 750 kg braked	1629753
Conversion kit for 1 scooter incl. ramp	1629540
Conversion kit for 1 motorcycle incl. ramp	1629301
More conversion kits and accessories can be found on pp.116-117.	



The base
incl. retaining
bracket



WHEELY DUO - PLENTY OF LOADING SPACE

To achieve higher load capacities we developed the WHEELY Duo with a larger platform for up to two motorcycles. There is also an extensive range of accessories for the WHEELY Duo. Preparations for mounting options such as spare wheels or storage boxes are already provided as standard under the platform. For an additional charge, you can get the WHEELY Duo with a permissible gross weight of up to 950 kg. The WHEELY Duo has a perm. gross weight of 750 kg with a tare weight from 280 kg as standard. Also ideal for large quad bikes.

TECHNICAL DATA

- I Usable area: 2000x1550 mm
- I Loading height: approx. 620 mm
- I Total length: 2800 - 3400 mm
- I Total width: approx. 2250 mm
- I 100 km/h permit possible
- I **Braked 750 kg perm. gross weight**
- Unladen weight 280 kg




WHEELY DUO	Item no.
Wheely Duo 750 kg braked	1629669
Conversion kit 2 motorcycles	1629670
Conversion kit TWIZY/QUAD	1884608
TÜV – individual payload increase acceptance from 750 kg to 950 kg	1629813
More conversion kits and accessories can be found on pp.116-117.	



If the WHEELY is temporarily not in use, the tilting function allows it to be stored in a space-saving 2 m² area.



Modular frame connection to be able to extend the drawbar lengths up to 300 mm. The axle can be moved to adapt to the load



Foldable ramp elevation. Length unfolded 227 cm, folded 115 cm, load capacity up to 340 kg.



Drive-on rail bracket with safety cotter pin and rubber-protected support.

TRAILERS

EFFORTLESSLY LOAD HEAVY MOTORCYCLES



MOTORBIKE LOADING AID

Your motorcycle or scooter is simply driven into the front wheel rocker on the sled and lashed in place. With the aid of the hand cable winch, your machine can then be pulled onto the loading area of your trailer without much effort. Due to the round tubes on the sides, the carriage glides over the drive-up rail without any problems. It is quickly stowed away thanks to the interlocking individual parts.

AT A GLANCE


- Smooth-running AL-KO manual cable winch
- Curved ramp rail, consisting of 2 interlocking individual parts
- Drive-on rail can be loaded up to max. 370 kg
- Front wheel rocker with practical sled
- Max. rear tyre width 195 mm. Other tyre widths are possible with optional components
- Weight approx. 60 kg
- Retrofitting in the rear garage or on other trailers possible

MOTORBIKE LOADING AID	
For scooter	1886878
For rear wheel width up to 180 mm	1629546
For rear wheel width up to 250 mm	1886876
For rear wheel width over 250 mm	1886877
Conversion kit 2nd motorcycle for WHEELY DUO	
Scooter	1886881
For rear wheel width up to 180 mm	1629820
For rear wheel width up to 250 mm	1886879
For rear wheel width over 250 mm	1886880
More conversion kits and accessories can be found on pp.116-117.	

More information?
Our flyer "Motorcycle loading aid" is available for download at www.sawiko.com.

SCOPE OF SUPPLY

- 2-part ramp
- AL-KO manual cable winch
- Sled with front wheel rocker
- 2 wheel chocks
- Rail on the loading area
- Fastening set for ramp



Ramp safely stowed away



AL-KO manual cable winch



Retrofitting in the rear garage. More on pp. 56-7.



FRONT WHEEL SLED

The front wheel is simply pushed onto the rocker. Once the machine is completely on the sled, it only needs to be lashed down.

TRAILERS

ACCESSORIES AND CONVERSION KITS




WHEELY	Item no.
WHEELY single-axle trailer without conversion kit	1629257
WHEELY braked version without conversion kit	1629753
TÜV – individual payload increase acceptance 750 kg to 950 kg, braked	1629813
100 km/h permit	1629349
CONVERSION KITS	
Conversion kit for 1 scooter	1629540
Conversion kit for extendable bumper	1629258
Conversion kit 1 bicycle on extendable bumper	1629675
Conversion kit 1 bicycle in front of retaining strap	1884603
Conversion kit for 1 motorbike	1629301
MP3 conversion kit with three-part loading ramp	1629346
Conversion kit 2 bicycles in front of retaining strap	1629348
Conversion kit 2 bicycles on extendable bumper	1629259
Conversion kit Twizy/QUAD for WHEELY DUO	1884608
Conversion kit 4 bicycles on the platform	1887825
Conversion kit load area extension to 1100 mm	1629739
Changeover unbraked to braked	1887506
Mechanical lift device for motorcycles	1629546
STORAGE SPACE	Item no.
Ultra Box 360 lockable for V-drawbar	1629543
WHEELY aluminium side walls, 300 mm high	1629548
WHEELY aluminium side walls, 600 mm high	1623464
WHEELY Duo aluminium side walls, 300 mm high	1629857
WHEELY Duo aluminium side walls, 600 mm high	1884609
Aluminium box for V-drawbar, lockable (only in combination with 1629260)	1629261
V-drawbar basic holder (necessary for aluminium box)	1629260
ACCESSORIES	Item no.
Spare wheel carrier for trailer wheel	1629249
Spare wheel 195/50/R13 loose on steel rim	1629413
Folding lock for unbraked trailer (not suitable for braked version)	1629547
Lock for braked trailer	1732594
Spare wheel carrier for towing vehicle wheel under the platform (max. tyre width 210)	1629676
"Basic" strap set	1629542
"Premium" strap set with hooks and Spannfix	1629302
Manual cable winch with deflection	1629347
Folding, drive-on ramp, curved, up to 340 kg load	1629284
Holding arm to secure trailing arm	1629541
Additional ring bolts set of 4	1629304
MP3 ramp elevation	1629626
Main bracket in front of platform for Boxer engines	1884599
Basic holder lowered for braked trailer	1884604



Ultra Box 360 lockable – W147 x H70 x D38 cm



Conversion kit 1 motorcycle incl. ramp



Conversion kit 2 bicycles in front of retaining strap (fig. similar)



Conversion kit three-wheel scooter with 3-part ramp



Aluminium side walls 600 mm high on WHEELY



Aluminium side walls 300 mm high on WHEELY Duo



Aluminium box for V-drawbar plus V-drawbar holder (spray water-proof)



Strap set basic



Conversion kit 2 bicycles on extendable light bracket (fig. similar)



Lock for braked trailer



Spare wheel carrier for towing vehicle (Note tyre size)



Strap set premium



Foldable ramp elevation



Motorcycle holding arm



Ring bolt set

TRAILERS

TRAIGO 500 – LIGHT AND COMPACT

EASY TO USE

The TRAIGO 500 with an aluminium platform has an unladen weight of only approx. 150 kg. The low weight makes it easy to process. The payload is approx. 350 kg. The integrated rails in the platform mean the optional wheel straps for scooters or wheel chocks for up to 4 bikes can be adjusted and easily retrofitted. The basic model is equipped with the aluminium platform as well as the clamping strap and an AL-KO towing device/axle. In addition, the trailer features a quality hot-dip galvanised frame, 13" tyres, 4 lashing rings for securing loads and a rear support to safely park the trailer when loaded.

TECHNICAL DATA

- I Unladen weight: approx. 150 kg
- I Load capacity: approx. 350 kg
- I Permitted gross weight: 500 kg
- I Length/width: 1830/1950 mm
- I Usable area: 1900 x 720 mm
- I Platform height: 640 mm
- I Total height: 1410 mm

OPTIONALLY AVAILABLE

- I Marker lights (L/R)
- I Scooter conversion kit
- I Bicycle conversion kit for max. 6 bicycles
- I Additional lashing ring
- I Strap sets for securing scooter/motorcycle
- I 100 km/h permit



Conversion kit for 1 scooter



Basic version



Conversion kit for 2 bicycles over the drawbar



Conversion kit for 1 scooter with optional premium lashing strap set.



Conversion kit for 4 bicycles on the platform

Article description	Item no.
TRAIGO 500 basic version	1629683
Conversion kit for 1 scooter	1629685
Conversion kit 4 bicycles on platform	1629783
Conversion kit 2 bicycles on platform (not illustrated)	1629784
Conversion kit 2 bicycles over the drawbar	1629743
Right steady leg incl. housing and spring bolt	1629760
Clearance light, long version incl. adapter plate	1629761



Wheel chocks with quick-release ratchet for bicycles.



Rear supports – so that you can safely load your TRAIGO 500.



Folding ramp. Up to 340 kg load.



Infinitely adjustable wheel chocks for scooter.

Member of **DEXKO**
GLOBAL

ALOIS KOBER GMBH

SAWIKO branch

Ringstraße 3
49434 Neuenkirchen-Vörden
Germany
Tel: +49 5493 - 99 220
E-mail: info@sawiko.de
www.sawiko.com

For technical questions, contact your retailer:



Visit AL-KO at
facebook.com/alko.caravaning

Part No. 499 419 – Subject to changes in line with technical progress.
No liability accepted for mistakes and printing errors. Issue 01/2023